












Home Learning - Kindergarten






Activities can be completed digitally on the Seesaw app or as a hard copy and uploaded as an image to Seesaw

	Tuesday	Wednesday	Thursday	Friday																								
Good Morning	<p>Good Morning Answer the question given by your teacher on Seesaw and say good morning!</p>	<p>Good Morning Answer the question given by your teacher on Seesaw and say good morning!</p>	<p>Good Morning Answer the question given by your teacher on Seesaw and say good morning!</p>	<p>Good Morning Answer the question given by your teacher on Seesaw and say good morning!</p>																								
Reading	<p>Online: Log on to your PM reading account. Read a book from your bookshelf. </p> <p>or</p> <p>Offline: Read for 15-20 mins a book of choice</p>	<p>Online: Log on to your PM reading account. Read a book from your bookshelf. </p> <p>or</p> <p>Offline: Read for 15-20 mins a book of choice</p>	<p>Online: Log on to your PM reading account. Read a book from your bookshelf. </p> <p>or</p> <p>Offline: Read for 15-20 mins a book of choice</p>	<p>Online: Log on to your PM reading account. Read a book from your bookshelf. </p> <p>or</p> <p>Offline: Read for 15-20 mins a book of choice</p>																								
Writing and Phonics	<p>Reading Eggs/Fast Phonics Log on to Reading Eggs and Fast Phonics </p> <p>Practise reading your words. See if you can write them too!</p> <table border="1" data-bbox="526 982 685 1093"> <tr> <th colspan="3">Yellow Words 1</th> </tr> <tr> <td>come</td> <td>little</td> <td>here</td> </tr> <tr> <td>up</td> <td>and</td> <td>go</td> </tr> <tr> <td>said</td> <td>sat</td> <td>do</td> </tr> </table>	Yellow Words 1			come	little	here	up	and	go	said	sat	do	<p>Writing What is your favourite toy? Can you write a sentence (or more) describing your favourite toy?</p> <p>Complete the Seesaw activity or page 5 and 6 in your booklet.</p>	<p>Reading Eggs/Fast Phonics Log on to Reading Eggs and Fast Phonics </p> <p>Practise reading your words. See if you can write them too!</p> <table border="1" data-bbox="1396 982 1556 1093"> <tr> <th colspan="3">Yellow Words 1</th> </tr> <tr> <td>come</td> <td>little</td> <td>here</td> </tr> <tr> <td>up</td> <td>and</td> <td>go</td> </tr> <tr> <td>said</td> <td>sat</td> <td>do</td> </tr> </table>	Yellow Words 1			come	little	here	up	and	go	said	sat	do	<p>Writing What is your favourite animal? Can you write a sentence (or more) describing your favourite animal?</p> <p>Complete the Seesaw activity Or page 12 and 13 in your booklet.</p>
Yellow Words 1																												
come	little	here																										
up	and	go																										
said	sat	do																										
Yellow Words 1																												
come	little	here																										
up	and	go																										
said	sat	do																										
Maths	<p>Counting Start at 1 and start counting. What can you count to? Practise counting backwards too!</p> <p>Complete the patterns Seesaw activity or page 4 in your booklet.</p>	<p>Counting Start at 1 and start counting. What can you count to? Practise counting backwards too!</p> <p>Complete the length Seesaw activity or page 7 and 8 in your booklet.</p>	<p>Counting Start at 1 and start counting. What can you count to? Practise counting backwards too!</p> <p>Complete the addition Seesaw activity or page 10 and 11 in your booklet.</p>	<p>Counting Start at 1 and start counting. What can you count to? Practise counting backwards too!</p> <p>Complete the before and after Seesaw activity or page 14 in your booklet.</p>																								


<p>Other KLA's</p>	<p>Get Creative! What can you build? Collect your lego, blocks or recycled materials to build something creative. What will you build? A rocket, a fairy cottage, a robot? Use your imagination 😊 We can't wait to see what you build. Don't forget to take a photo.</p> 	<p>Science What are living things? Complete the Living Things activity on Seesaw or page 8 in your booklet.</p> 	<p>PD/H/PE It's time to get up and move! Let's have some fun with Go Noodle.</p>  <p>Enjoy some time outside - Ride your bike, do some skipping or maybe you could create your own obstacle course.</p>	<p>Creative Arts Let's learn how to draw a baby bird. Get a pencil ready and follow the steps in the Seesaw video or page 14 and 15 in your booklet.</p> 
<p>Additional Optional Activities</p>	<p>Reading Eggs/Fast Phonics (Online English) Log on to Reading Eggs and complete the tasks set by your teacher. Your teacher will be able to see when these have been completed. You can also explore and play when you have done any assigned tasks.</p> <p>Outdoor Physical Activity and Play Teachers will post some ideas for things you can do each day on Seesaw. You could post a picture or video of yourself getting out and getting active.</p> <p>Department of Education - Learning from Home Resources https://education.nsw.gov.au/teaching-and-learning/learning-from-home/learning-at-home</p>			

Complete the patterns

Colour in the bears to complete the patterns



Can you make your own pattern



Writing example: My favourite toy



My favourite toy is my Care Bear. She has pink fur and a pink love heart nose.

My Care Bear has a big rainbow on her belly. I love her because she is cuddly.

Writing: My favourite toy

What is your favourite toy? Can you write a sentence (or more) describing your favourite toy?

Don't forget to draw a picture.

Hunt and find!

Find something
longer than...



Your Hand

Draw items longer than your hand here



Hunt and find!

Find something
shorter than...



A Pencil

Draw items shorter than a pencil



Hunt and find!

Find something longer than...



A Bottle

Draw items longer than a bottle here



Hunt and find!

Find 10 items in your house and put them in order shortest to longest.

Draw your items in order.

Living and Non-Living Things







I can list and draw living and non-living things.

Living Things

**Non-Living
Things**




How many bugs altogether?


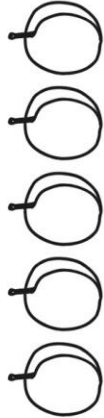

10

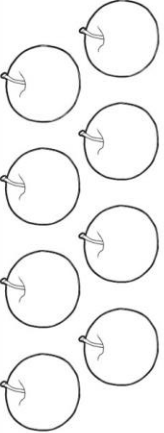
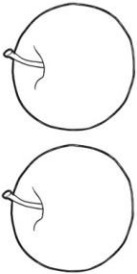



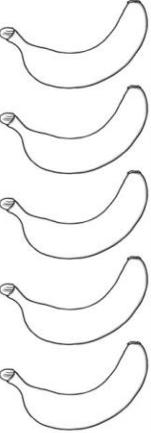


Fruit Salad

Write down the answers in the circles.




	+		=	
---	---	---	---	--

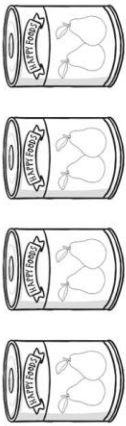


	+		=	
--	---	---	---	--




	+		=	
--	---	---	---	--

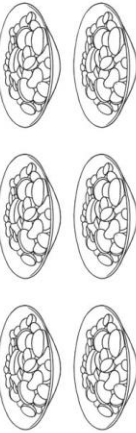


	+		=	
--	---	---	---	--

	+		=	
--	---	---	---	---

	+		=	
---	---	---	---	--

	+		=	
--	---	---	---	--


	+		=	
---	---	---	---	--

	+		=	
--	---	---	---	--

Writing example: My favourite animal

My favourite animal is a Koala. They have grey fur and a big black nose.

A Koala has two fuzzy ears. It has a white belly and sharp claws.



Writing: My favourite animal

What is your favourite animal? Can you write a sentence (or more) describing your favourite animal?

Don't forget to draw a picture.

FILL IN THE *missing* NUMBERS



1	3	5	
7	9		
11	13	15	
17	19		

FILL IN THE *missing* NUMBERS



2	4	10	
6	8	14	
12	18	20	
16			

How to draw a baby bird

15



1



2



3



4



5



6



7



8

My baby bird

Non-screen activities you can do at home

25 more ideas!

What can you do when there's no school and you're stuck at home? Here are 25 fun ideas to choose from.

1 **Get doodling!**

Grab some paper and pens and doodle anything you like! Animals, aliens or something else.



2 **Create your own animal.**

Could you combine two of your favourites? What will you call it?



3 **Design and draw a new musical instrument.**

How would you play it and what will it sound like?



4 **Make up your own 5 minute exercise routine.**

What will you include?



5 **Can you make up your own jokes?**

Tell them to someone to make them laugh!



6 **Make some jewellery.**

Use anything you can find around the house. Strips of wrapping paper or rolled up magazines make great beads!

7 **Paper aeroplane challenge!**

Make a paper aeroplane and see how far you can fly it! Can you make a target and try to aim for it?

8 **Fingerprint art!**

Use only your fingertips and paint to create a picture.



9 **Make a bookmark to use when you're reading.**



10 **Make some wild art using sticks, leaves, flowers and anything else you can find outdoors.**




11 **Quick draw!**

Set a 1 minute timer, draw a quick doodle and see if the other person can guess what it is before the time is up.

16 **Make a finger puppet!**

Use a paper cone to make a body, then attach a paper head.



12 **Write a silly sentence that includes all of these words... BANANA, CURTAIN, DOLPHIN, SNOW and BALLOON.** Now think of your own words and write some more!

17 **Describe the most disgusting meal EVER!** What is in it? Spaghetti worms, toenails on toast or something else?



18 **Create a comic strip about an animal who turns into a superhero.**

Which animal will you choose?



21 **How many words can you think of that rhyme with WRITE?**



22 **Write a recipe for 'Springtime'.**

What will you include? Flowers? Sunshine? What else?

14 **Ping pong story telling!** Write the opening sentence to a story, then someone else writes the next line. Then it's your turn again! Keep alternating until you have a full story.

15 **Guess the character!**

Think of a character from a book, write it down so no-one can see. Have others ask you questions to try and guess which character you chose.

20 **Find a fun place to sit and read a book.**

Under the bed? Up a tree? Where will you go?



24 **Play alphabet bingo!**

Can you spot an item in your home or garden that starts with the letter a,b,c and so on?

ABC

25 **Start a diary.**

Write a short entry every day about what you do and how you feel. It will be good to look back on when you're older.


Non-screen activities for book lovers

Pobble

25
ideas!

These 25 fun book-based ideas will help you explore your favourite stories and maybe inspire your own!

1 Can you take the story from your favourite book and turn it into a short poem?




2 Write a letter to your favourite author. What will you tell them or ask them?



3 Alternative ending. Think of your favourite book and re-write the final chapter of it.



4 Get creative! Make your own bookmark to use when you read. How will you decorate it?



5 Turn your favourite book into a comic strip.

Writing a story doesn't always have to be about the words!




6 Reading wish list. Make a list of all the books you'd like to read in the future.



7 Decorate an item to look like your favourite book character. You could choose a stone, a wooden spoon or something else!



8 Turn the story of your favourite book into a play script. Can you act it out?



9 Story mash-up! Write a new story that mixes together your favourite characters from different books.



10 Make a puppet of a famous book character. You could use a sock, a paper bag or even your finger!



11 If you could write a non-fiction book, what would you write about? Write down five facts about your chosen topic.



13 Where is the most unusual place you can find to read a book? Under the bed? Up a tree? You choose!



14 A word of advice. What advice would you give to your favourite book character? How could you help them?




15 Story hunt.

Collect items that give clues to a book then share them with someone. Can they guess the story?




16 Imagine you're a reporter.

Write a news report based on a famous book. What happened? Who? Where and how? Don't forget a catchy headline!



17 Can you make a model of a famous book setting? You could use a box and decorate it!


18 Take the first line of your favourite book and use it to write a different story. Where will it take you?



19 What would happen to your favourite character in a different story? Can you write a new tale?



20 Design a new book cover for your favourite book. What will you change?



21 Reading den! Build a den using things from around the house and cosy up in there to read a book.



23 Read aloud! Grab your favourite book and read to someone else, your family, a pet or even your toys!

24 Who is the villain in your favourite book? Can you make a wanted poster for them?



25 Get crafty! Make a mask of your favourite book character. You could use a paper plate, some cardboard or something else.

Non-screen activities you can do at home

Pobble

25
ideas!

What can you do when there's no school and you're stuck at home? Here are 25 fun ideas to choose from.



1 **How many different words can you make from the letters in this sentence, below?** Grab a pencil and paper and write a list!

'Learning from home is fun'

2 **Thank a community hero.** Think of someone that helps you in some way and write a short letter to thank them.


Thanks!

6 **Hold a photo session.** Use a camera or a mobile phone to take some snaps. What will you photograph? Your pets or toys perhaps?

7 **Build a reading den.** Find somewhere cosy, snuggle up and read your favourite book!



3 **Get building!** You could build a Lego model, a tower of playing cards or something else!



8 **Use an old sock to create a puppet.** Can you put on a puppet show for someone?



4 **Can you create your own secret code?** You could use letters, numbers, pictures or something else! Can you get someone else to try and crack it?

9 **Make a list of all the electrical items in each room of your home.** Can you come up with any ideas to use less electricity?

5 **Start a nature diary.** Look out of the window each day and keep note of what you see. Birds, flowers, changes in the weather, what else?

10 **Design and make a homemade board game** and play it with your family.




11 **Do something kind for someone.** Can you pay them a compliment, make them something or help them with a task?



12 **Can you create a story bag?** Find a bag and collect items to go in it that relate to a well-known story. If you can't find an item, you could draw a picture to include.

13 **List making!** Write a list of things that make you happy, things you're grateful for or things you are good at.



14 **Design and make an obstacle course at home or in the garden.** How fast can you complete it?



15 **Can you invent something new?** Perhaps a gadget or something to help people? Draw a picture or write a description.



16 **Keep moving!** Make up a dance routine to your favourite song.



17 **Write a play script.** Can you act it out to other people?



18 **Read out loud to someone.** Remember to read with expression.




19 **Write a song or rap about your favourite subject.**



20 **Get sketching!** Find a photograph or picture of a person, place or object and sketch it.



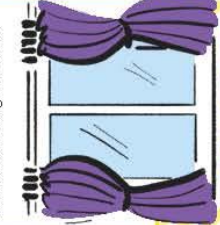
21 **Junk modelling!** Collect and recycle materials such as yoghurt pots, toilet rolls and boxes and see what you can create with them.



22 **Draw a map of your local area** and highlight interesting landmarks.

23 **Write a postcard to your teacher.** Can you tell them what you like most about their class?

24 **Draw a view.** Look out of your window and draw what you see.



25 **Get reading!** What would you most like to learn about? Can you find out more about it in books? Can you find a new hobby?

Non-screen activities to support writing

Pobble

25
ideas!

These 25 fun reading and writing ideas will help you with your literacy wherever you are learning!

1 How many words can you write down that start with the same letter as your name?

Make a list of as many as you can.


My name is



6 Alternative ending. Choose your favourite book. Can you rewrite the ending so that something different happens?



11 Use your senses to write about your favourite place. What can you see, hear, smell, taste and feel?



2 Alphabet bodies! Stretch your body into different letters of the alphabet.

Can you work with members of your family or even some of your toys to make a word?

7 If you found a magic door, where would it take you?

Write down where you are and what you see when you go through the door.



3 Use this sentence opener to start writing a short story:

"I'd waited such a long time for this moment..."


8 How many words can you think of that have only three letters?

Write a list of as many as you can.



13 What is the longest word you can think of?

Write it down. How many smaller words can you make from your long word?



4 Write a letter to your teacher or somebody who helps you at school.

How can you make them smile?



5 Letter hunt.

Ask a family member to shout out a letter then run and find something beginning with that letter as quick as you can!



9 Think about a current story in the news and become a reporter.

Can you write a newspaper article explaining what happened, when, where and how?

10 Synonym search!

How many words can you write down that have a similar meaning to the word 'said'?

said

14 What's your favourite colour?

Think of ten words that spring to mind when you think of it. Can you turn them into a colour poem?

15 Think of a well known story and act it out.

Can others guess which book it is?




16 Redesign and draw the front cover of your favourite book.



17 Write a speech about why people should read more often. You could begin with:

It's my strong belief that...

18 Make a fact file about your favourite sports, music or tv star.



19 Retell your favourite story in comic book style.



21 Who am I?

Think of your favourite book character and write a short description of them. Read it out to someone to see if they can guess who it is.

22 Write a review about your favourite book.

Encourage as many people as possible to read it.



24 Interview someone about their favourite book. What questions will you ask them?



25 Pick six random words and make them into a story. For example:

cheese, pencil, acrobat, kangaroo, branch and ice. What is the silliest story you can write?



Non-screen activities you can do at home

25 more ideas!

Recipes are a great way to express yourself and get creative. Have a go at our 25 food and recipe related tasks!

1 Write a recipe for happiness.

What are the essential ingredients you need to include?



2 Design the front cover of your own recipe book.

What will you call your book and how will you make it stand out?

3 Get revolting!

What is the most disgusting menu you can think of? Design and create your own revolting menu.

4 Make your own chef's hat.

What will you use to make it? Newspaper or something else?




5 What makes a good friend?

Can you write a recipe with the key ingredients?



6 Create a recipe for a superhero.


What do you need to mix together and how would you do it?




7 Make a model of your favourite pizza.

Use bits you find around the house. What toppings will you include? Bottle top pepperoni perhaps?

8 Write a song or rap about your favourite food OR about your least favourite food.

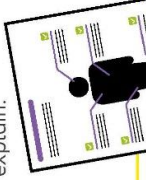


9 Draw a picture of the best dessert you can possibly imagine!



10 What do you need to make a healthy human?

Draw a diagram to explain.



11 Start a food journal.

Write down your favourite meals, ingredients and recipes. Are you eating healthily enough?



12 Imagine you need to make a cake for a special event.

It needs to have 5 layers of different flavours. Design and label how it would look.

13 Word search fun!

Create your own word search using words on the topic of food or cooking, then ask someone to complete it.



14 Imagine you discovered a new type of fruit!

What would you call it? What would it look like and taste like? Write a description.

15 If you had your own restaurant, what would it be like?

Would it have a theme? Make a model of it using things you find around the house.

16 How would you create a united community?

Write down your method and the ingredients you would use.

17 The perfect teacher!

Write a list of the ingredients you would need to make the best teacher in the world, perhaps you know one already?



18 Grow your own.

Can you save the seeds from something you eat and plant them to grow your own?

19 Get baking!

Find a recipe you like and have a go at completing it. What will you make? Biscuits, pancakes, fruit salad or something else?



20 Healthy body.

Exercise is just as important as eating well. Can you create your own daily workout routine and try it out?

21 How many words can you think of that rhyme with COOK?

Write a list.



22 Rainbow foods.

There are 7 colours in the rainbow. Can you think of a food that's the colour of each one? Draw a picture to show these.


23 Potion power!

Imagine you have the power to create a potion. What would your potion do and how would you make it?



24 Alphabet food!

Can you name something you would find in the kitchen that starts with the letter a,b,c and so on?



25 Put on a show!

Can you put on a cookery show? Explain what you are doing at each step so it's simple for others to follow!