














Home Learning - Kindergarten



Activities can be completed digitally on the Seesaw app or as a hard copy and uploaded as an image to Seesaw

	Monday	Tuesday	Wednesday	Thursday	Friday
Good Morning	PUBLIC HOLIDAY	Good Morning Answer the question given by your teacher on Seesaw and say good morning!	Good Morning Answer the question given by your teacher on Seesaw and say good morning!	Good Morning Answer the question given by your teacher on Seesaw and say good morning!	Good Morning Answer the question given by your teacher on Seesaw and say good morning!
Reading		 Online: Log on to Decodable Reading Australia. Practise your segmenting and blending.  Online: Log on to your PM reading account. Read a book from your bookshelf. or Offline: Read for 15-20 mins a book of choice	 Online: Log on to Decodable Reading Australia. Practise your segmenting and blending.  Online: Log on to your PM reading account. Read a book from your bookshelf. or Offline: Read for 15-20 mins a book of choice	 Online: Log on to Decodable Reading Australia. Practise your segmenting and blending.  Online: Log on to your PM reading account. Read a book from your bookshelf. or Offline: Read for 15-20 mins a book of choice	 Online: Log on to Decodable Reading Australia. Practise your segmenting and blending.  Online: Log on to your PM reading account. Read a book from your bookshelf. or Offline: Read for 15-20 mins a book of choice
Writing and Phonics		Reading Eggs/Fast Phonics Log on to Reading Eggs and Fast Phonics 	Writing: Holiday Recount 	Reading Eggs/Fast Phonics Log on to Reading Eggs and Fast Phonics 	Writing: Sequencing and Retelling 'The Very Hungry Caterpillar' 

Practise reading your words. See if you can write them too!

Yellow Words 1		
come	little	here
up	and	go
said	sit	do

What did you do during the holidays?

Go to pages 15 - 18.
Write a compound sentence about what you did during the holidays.

It's okay if you don't spell the words right, just use your sounds and try your best!

We can't wait to hear what you got up to during the holidays!

Practise reading your words. See if you can write them too!

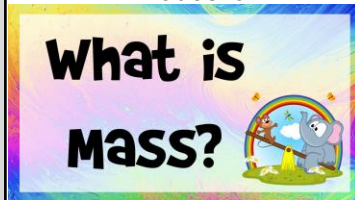
Yellow Words 1		
come	little	here
up	and	go
said	sit	do

We are learning that stories have 3 parts, a beginning, middle and end. We will be learning to sequence and retell a story.

Today you will sequence the story of The Very Hungry Caterpillar into the 3 parts, beginning, middle and end. You will then need to write a sentence to retell each part.

Pages: 40 -47

Maths: Mass Introduction



We are learning to identify the 'mass' of an object. We will learn to use everyday language to describe objects in terms of their mass, eg heavy, light, hard to push, hard to pull

Pages: 1 - 7

Maths: Mass




Watch the video at this link:

<https://www.youtube.com/watch?v=qUOQrXmfwDM>

Go to pages 19-23. Circle which items are heavier or lighter. Make sure you read the question carefully!

Maths: Mass

Hefting



Watch the video at this link:

<https://www.youtube.com/watch?v=qUOQrXmfwDM>

Go to pages 28-34. Use your background knowledge to predict what would be heavier or lighter. Make sure you read the question carefully!

Then take photos of you hefting objects in your house to determine their weight!

Maths: Mass



Today we are using the language 'heavier' and 'lighter' to compare objects. Complete the activities on Seesaw or pages 48 - 56.

Watch this video <https://www.youtube.com/watch?v=QCPYaTx2v0w>

Maths

**Geography
Country and Land**

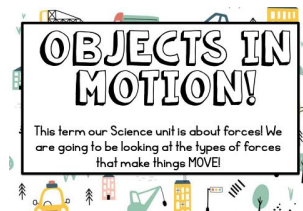


Today we will be looking at My Country.

We will be learning the importance of the words Country, land and place.

Pages: 8 -14

**Science
Lesson 1**



This term our Science unit is about forces! We are going to be looking at the types of forces that make things MOVE!

Watch this video! There are some tricky words but we know you will do a great job understanding the BIG ideas in the story.

<https://www.youtube.com/watch?v=kj1Ki6zkzvo>

Today we are going to identify objects that move in our environment!

You are going to find things that move at school, home and outside.

Take a photo or draw the objects you discover!

Pages: 24 -27

Drama – Facial Expressions



Today, we are going to use our facial expressions to show our feelings. In drama, you can tell stories without words, using only your face and your body. First, listen to the song and watch the children in the video showing their feelings with their faces

Pages: 35 -39

**PDHPE:
The 5 Senses**

THE 5 SENSES



Today we are learning about our 5 senses. Watch the youtube video then complete the activities on Seesaw or pages 57 - 63 of your booklet

Watch: <https://www.youtube.com/watch?v=q1xNuU7gaAQ>

Other
KLAs

**Additional
Optional
Activities**

Reading Eggs/Fast Phonics (Online English)

Log on to Reading Eggs and complete the tasks set by your teacher. Your teacher will be able to see when these have been completed. You can also explore and play when you have done any assigned tasks.

Maths Seeds (Online Maths)

Log on to Maths Seeds and complete the tasks set by your teacher. Your teacher will be able to see when these have been completed. You can also explore and play when you have done any assigned tasks.

Outdoor Physical Activity and Play

Teachers will post some ideas for things you can do each day on Seesaw. You could post a picture or video of yourself getting out and getting active.

Department of Education - Learning from Home Resources

<https://education.nsw.gov.au/teaching-and-learning/learning-from-home/learning-at-home>

What is Mass?



Learning Intention:

We are learning to identify the mass of an item and use words that show mass.

We will be successful if we can explain the meaning of mass and use words like light and heavy to describe the mass of items.



What is mass?

Mass

Mass is how much matter (stuff) fits inside a shape without any gaps.

We usually measure an object's mass by working out how much it weighs.



The green apple has a larger mass than the red apple. As a result, it is bigger and weighs more.

Weight

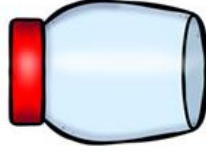

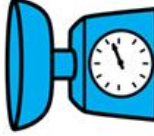
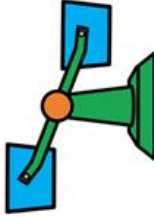
Weight is the measure of the force of gravity on an object. It allows us to know how heavy or light something is.



The orange is heavier than the strawberry. It would be harder to carry.

How can we measure mass?

What could you use to measure the mass of an object?



When we talk about mass we use some special words

heavy



When we talk about mass we use some special words

light



When we talk about mass we use some special words

heavier



When we talk about mass we use some special words

lighter



When we talk about mass we use some special words

weight



When we talk about mass we use some words

Easy to push or pull

When we talk about mass we use some words

Hard to push or pull

What is heavy?

Try and think of as many heavy objects you can in 30 seconds



0:30

What is light?

Try and think of as many light objects you can in 30 seconds



0:30

scavenger hunt

Can you draw or take photos of 5 things that are heavy.
Take a photo or draw and label your items below.

scavenger hunt

Can you draw or take photos of 5 things that are heavy.
Take a photo or draw and label your items below.

Investigating

What is something lighter and heavier than your drink bottle?
Take a photo or draw something lighter and heavier.

lighter



heavier

Australia

Q. Who lived here before we did?

A. Indigenous people

Q. Who are Indigenous people?

A. Aboriginal and Torres Strait Islander people.

Indigenous Australians

Indigenous Australians are both Aboriginal and Torres Strait Island people. They are the traditional owners of the land we call Australia. They were the first people on this land before people arrived from other countries.

Torres Strait Island



Indigenous Australians

10

Aboriginal Flag



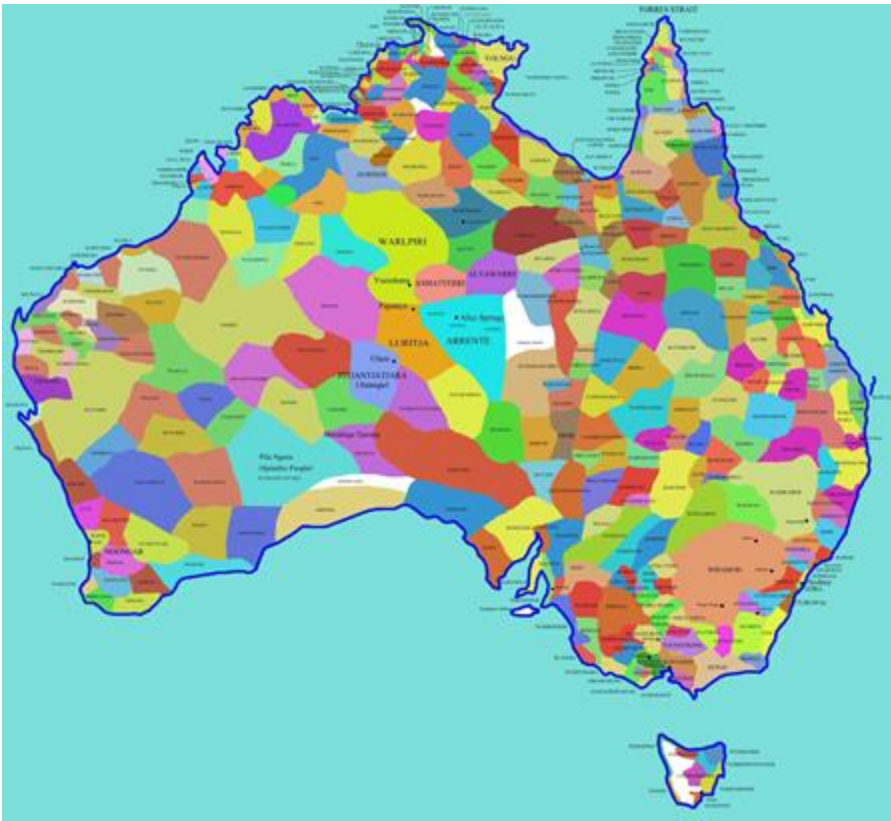
Torres Strait Island Flag



Country, Land and Place

Land means different things to non-Indigenous and Indigenous people. Indigenous people have a spiritual, physical, social and cultural connection to the land. Looking after the land is important for Aboriginal health and wellbeing.

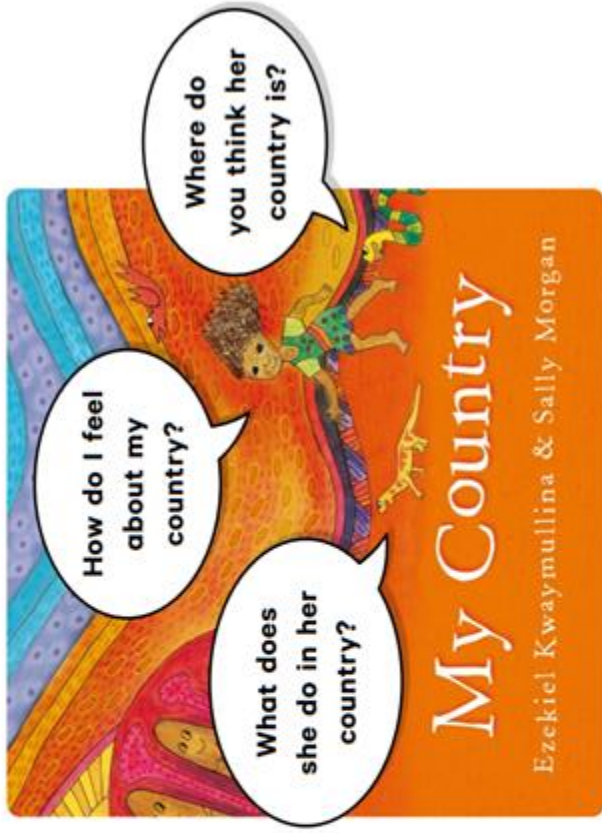
Country, Land and Place



When Indigenous people use the word **'country'** they mean the area and community they are from within Australia.

Why is place important to Aboriginal and Torres Strait Islander Peoples?

- 1 Watch the video about *My Country* then answer the questions.



Foundation Geography People Live in Places

Inquisitive 1

<https://www.inquisitive.com/video/850-my-country>

Lesson 1

My Country

Unit 3 Aboriginal and Torres Strait Islander Places

- 2 Places are especially important to people when they feel like they belong to them.



Who do you think belongs to these places?



Foundation Geography People Live in Places

Inquisitive

Aboriginal and Torres Strait Islander Peoples were the first people to live in Australia. They feel strongly about belonging to their place.



Many places have rock carvings and paintings which show the connection between Aboriginal and Torres Strait Islander Peoples and the land.

3

Look at the rock carvings eBook *What Can You See?* then answer the questions.

What animals did you see carved in the rocks?

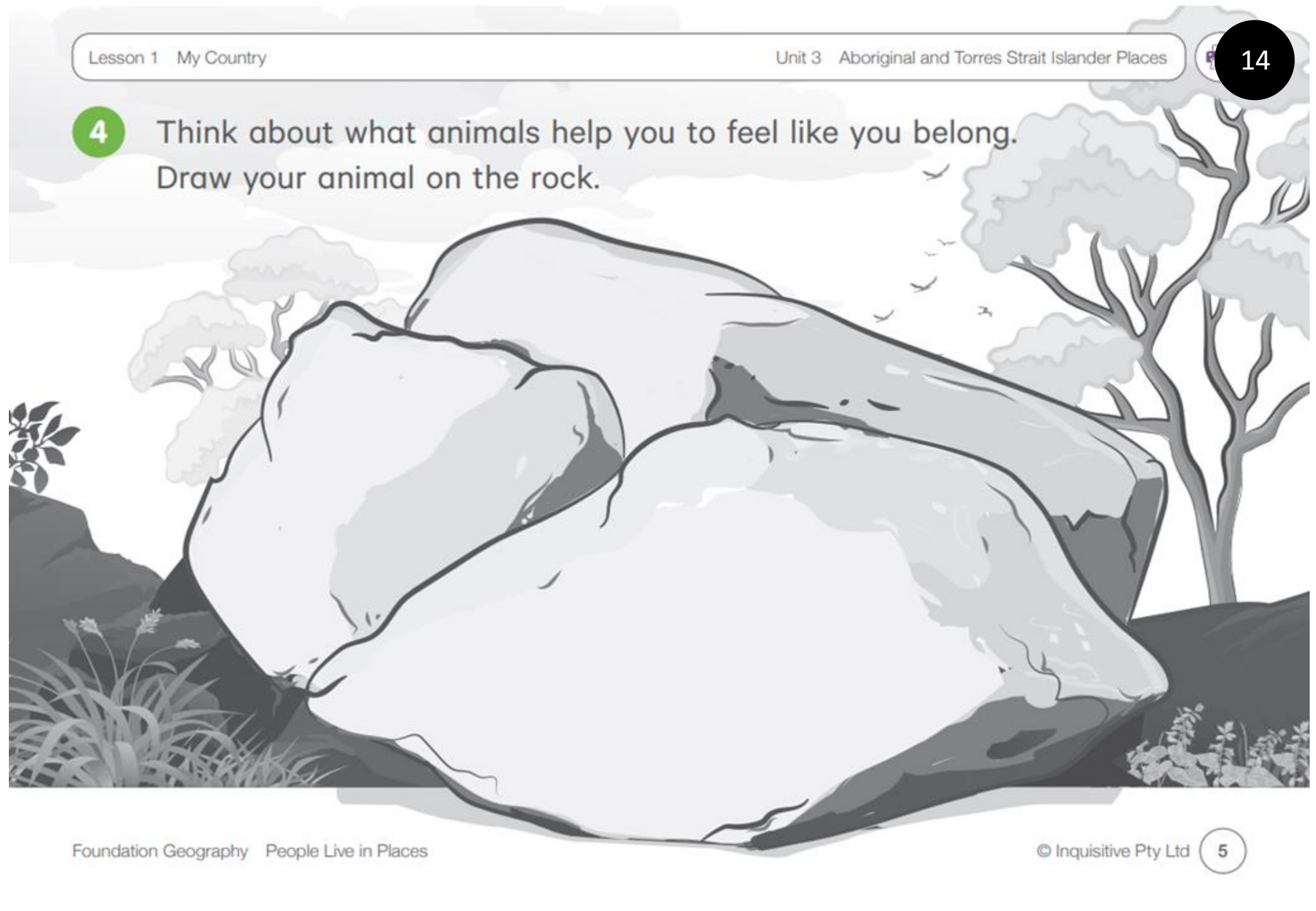
Why should we all care for the rock carvings?



Why do you think my people made the rock carvings?



- 4 Think about what animals help you to feel like you belong.
Draw your animal on the rock.



What did you do in the holidays?

Use the ✎ to tell us what you did in the holidays!



What did you do in the holidays?

Now it is time for you to do some writing.

Our writing goals today are:

Learning intention: we are learning to write a compound sentence to retell a familiar experience – which is our holiday!

Success Criteria: we will be successful if we:

- Use a capital letter to begin our sentences.
- Use a full stop to finish our sentences.
- Make sure we have spaces between each word.
- Use our sounds to write our words phonetically.
- Re-read our writing to make sure it makes sense.
- Use a conjunction to create a compound sentence with 2 ideas.

What did you do in the holidays?

Your sentence starter for your writing today is:

During the holidays I....

Here is an example:

During the holidays I went for a walk with my family and I went for a swim in my pool. I also watched some movies.

Remember, you can just use your sounds, it doesn't matter if you don't spell all of the words correctly!

During the holidays I went for a walk with mie familiee and I went for a swim in my pool. I also wochd sum moovees.

Don't forget, these are the conjunctions you can use in your writing to join your ideas together to make a compound sentence!

for

nor

or

yet

and

but

so

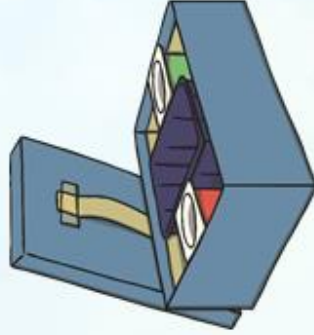
What did you do in the holidays?

Complete your writing here.

What did you do in the holidays?

Draw a picture to match your writing here.

WHICH IS HEAVIER?



A the lunchbox



B the tablespoon

Use the pen ▲ fool to circle which item you think is heavier.

WHICH IS LIGHTER?



A the school shoes



B the socks

Use the pen ▲ fool to circle which item you think is lighter.

WHICH IS HEAVIER?



A the stickers



B the basketball

Use the pen ▲ tool to circle which item you think is heavier.

WHICH IS LIGHTER?



A the book



B the piece of paper

Use the pen ▲ tool to circle which item you think is lighter.

WHICH IS HEAVIER?



A the glue stick



B the feather

Use the pen ▲ to circle which item you think is heavier.

WHICH IS LIGHTER?



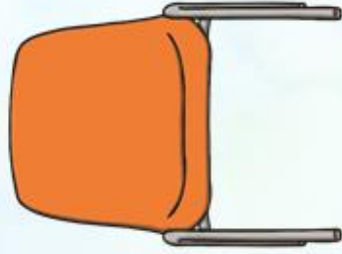
A the hat



B the laptop

Use the pen ▲ to circle which item you think is lighter.

WHICH IS HEAVIER?




A the chair



B the bow

Use the pen to circle which item you think is heavier.

WHICH IS LIGHTER?



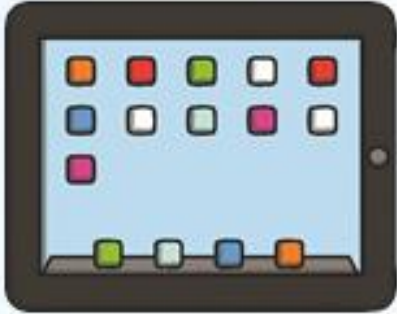
A the vase



B the pencil

Use the pen to circle which item you think is lighter.

WHICH IS HEAVIER?



A the scissors

B the tablet

Use the pen  tool to circle which item you think is heavier.

OBJECTS IN MOTION!

This term our Science unit is about forces! We are going to be looking at the types of forces that make things MOVE!

Lets watch this story about motion!



Lets learn a new word that will help us understand what's going on!

Motion is a word that tells us that an object is **MOVING**. It could be moving in different directions, fast or slow, or even moving in one spot.

Learning Intention: I am learning to identify and observe things that move.

Success Criteria: I can identify 3 things that move.

I can find an object that moves at
school.

Add a photo/drawing below!

I can find an object that moves at
home.


Add a photo/drawing below!

I can find an object that moves outside.

Add a photo/drawing below!

Hefting

We are learning how to compare two weights by holding them in our hands and comparing how heavy they feel.



Watch this!

HEAVY or **light**

[Click the link here](#)

Measuring Weight

We can measure the weight of items by hefting. We can heft objects by holding one in each hand and moving them up and down to decide which is heavier.



Predictions


We can often predict what object will be heavier by using our background knowledge.

This means we might remember how heavy something was before or think about its size and what its made of.



Measuring Weight

Circle the things
lighter than an...



Measuring Weight

Circle the things
heavier than an...



Measuring Weight

Circle the things
lighter than a...



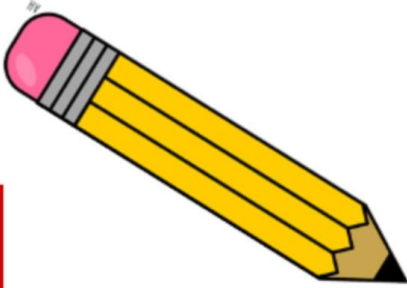
Measuring Weight

Circle the things
heavier than a...




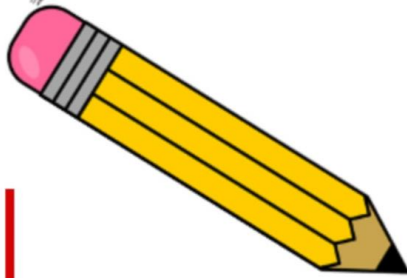
Measuring Weight

Circle the things
lighter than a...



Measuring Weight

Circle the things
heavier than a...



Hefting

Take a video of yourself hefting two objects. Record your prediction and then tell us which object is heavier.

Page 17 of 15

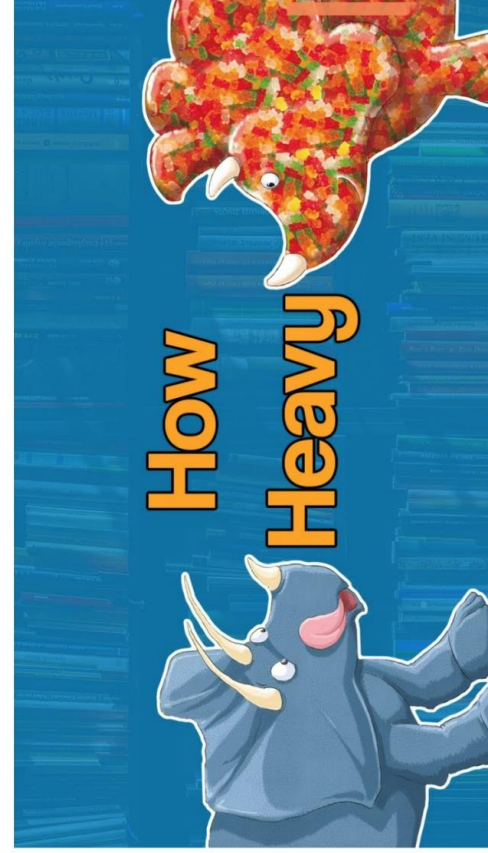
Hefting

Take a video of yourself hefting two objects. Record your prediction and then tell us which object is lighter.

Hefting

Take a video of yourself hefting two objects. Record your prediction and then tell us if it weighs the SAME.

Watch this!



Click the link here!

Drama - Facial Expressions

Today, we are going to use our facial expressions to show our feelings. In drama, you can tell stories without words, using only your face and your body. First, listen to the song and watch the children in the video showing their feelings with their faces. You can join them too. <https://youtu.be/utZr0dPu5sk>

See if you can guess how Mrs Bennett is feeling by looking at her facial expressions. Match the words with the photos.


scared

shocked

angry




Now it's your turn. Take a photo of yourself showing the following emotions and upload them onto this slide. Remember to only show your face as we are looking at facial expressions only.



excited




tired



grumpy


Take a photo of your reaction/how you would feel in the following situations (only your face!)



You have a sore tummy.



There is a big, slimy slug on your shoe.



Someone broke your favourite toy.

Facial expressions are not only useful for showing emotions. They can also give clues about the things you eat, smell, touch or see. watch this

video: https://www.youtube.com/watch?v=2zvZstAYbF4&feature=emb_title

Why don't you have a go at playing this game with your family? You can each take a turn pretending to eat a piece of sweet. If you like, you can add some other types such as popping candy or a really crunchy sweet. Which flavour is yours?


Writing
Sequencing and Retelling
'The Very Hungry Caterpillar'



Learning Intention

We are learning that stories have 3 parts, a beginning, middle and end. We will be learning to sequence and retell a story.

We will be successful if we can identify and sequence the beginning, middle and end of a familiar story.



What is a story?

NARRATIVE

Texts

A narrative text tells a story to entertain the reader. A narrative often includes an orientation, a conflict and a resolution. A narrative is usually fiction or a made-up story.

EXAMPLES

- A short story.
- A novel.
- A play.
- A fable.



What does a story have?


CHARACTERS

Who is in the story?



SETTING

Where and when does the story take place?



PROBLEM

What is the problem?



Stories have 3 parts - What are they?

BEGINNING

What happened in the beginning?

B

MIDDLE

What happened in the middle?

M

END

What happened at the end?

E

BEGINNING

What happened in the beginning?

B

MIDDLE

What happened in the middle?

M

END

What happened at the end?

E

Think about the story of 'The Three Little Pigs'
What happens in the beginning, middle and end?




Watch me write a sentence to tell what happens in each part of the text.

MIDDLE

What happened in
the middle?

M



The Big Bad Wolf tried to blow down the houses. The Straw and Stick houses were too weak and he blew them down. The brick house was very strong and he couldn't blow it down.

BEGINNING

What happened in
the beginning?

B



The three little pigs left home to build their own houses. The pigs built three different houses. One made of straw, one made of sticks and one made of bricks.

END

What happened at the end?

E



The pigs lived happily and safe in their strong brick house.

BEGINNING

What happened in the beginning?

B

MIDDLE

What happened in the middle?

M

END

What happened at the end?

E

Now it is your turn!

Listen to the story of 'The Very Hungry Caterpillar' while you are listening think about what happens in the beginning, middle and end.




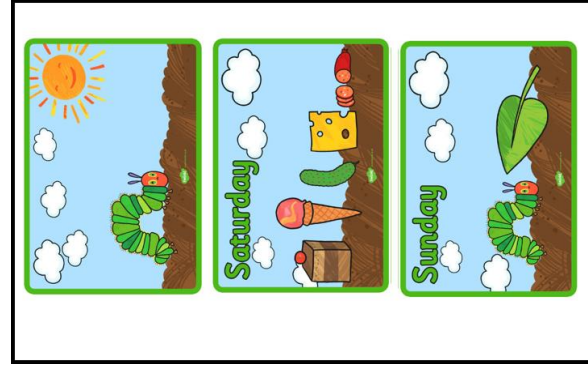
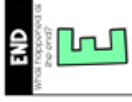
THE VERY HUNGRY CATERPILLAR



by Eric Carle

Can you sequence the story?

Look at the pictures and put the story in the right order.



The Very Hungry Caterpillar retell

Can you use the pictures you sequenced to help retell the story. Remember to think about the beginning, middle and end. Write your sentences on a piece of paper and take a photo when you are finished.

Check Seesaw for the Directed Drawing video or go to <https://www.youtube.com/watch?v=Jdf2lgzr6So>


Optional - The Very Hungry Caterpillar directed drawing



MASS

FINDING ITEMS AROUND YOUR HOME
AND USING 'HEAVIER' AND 'LIGHTER'

DRAG 'HEAVIER' OR 'LIGHTER'



ELEPHANT

IS



KOALA

DRAG 'HEAVIER' OR 'LIGHTER'



BALLOON

IS




CAKE

HEAVIER

LIGHTER

CAN YOU CIRCLE ALL THE ITEMS THAT ARE HEAVIER THAN THIS BOOK?



CAR



PENCIL



TV



FEATHER

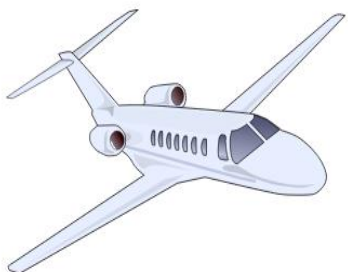


HOUSE



TENNIS BALL

CAN YOU CIRCLE ALL THE ITEMS THAT ARE LIGHTER THAN THIS LION?



AIRPLANE




DICE



WHALE



CHAIR



ANT



WORM

CAN YOU FIND AN ITEM IN YOUR HOUSE THAT IS HEAVIER THAN AN IPAD?



Add photo here

**CAN YOU FIND AN ITEM IN YOUR HOUSE
THAT IS LIGHTER THAN A PICTURE FRAME?**




Add photo here

**CAN YOU FIND AN ITEM IN YOUR HOUSE
THAT IS HEAVIER THAN A WATER BOTTLE?**



Add photo here

**CAN YOU FIND AN ITEM IN YOUR HOUSE
THAT IS LIGHTER THAN AN ELEPHANT?**



Add photo here

THE 5 SENSES



5 SENSES


Can you draw some items that you can hear, taste, smell, hear and touch in the boxes below?

Sight 	Taste 	Smell 	Hear 	Touch 




CAN YOU FIND AN ITEM IN YOUR HOUSE THAT YOU CAN SEE?

Draw it in the box




**CAN YOU FIND AN
ITEM IN YOUR
HOUSE THAT YOU
CAN HEAR?**

Draw it in the box




CAN YOU FIND AN ITEM IN YOUR HOUSE THAT YOU CAN TASTE?

Draw it in the box




**CAN YOU FIND AN
ITEM IN YOUR
HOUSE THAT YOU
CAN SMELL?**

Draw it in the box



CAN YOU FIND AN ITEM IN YOUR HOUSE THAT YOU CAN TOUCH?

Draw it in the box



Add a photo here