














Home Learning - Kindergarten



Activities can be completed digitally on the Seesaw app or as a hard copy and uploaded as an image to Seesaw

		Tuesday	Wednesday	Thursday	Friday
Good Morning	Good Morning Answer the question given by your teacher on Seesaw and say good morning!	Good Morning Answer the question given by your teacher on Seesaw and say good morning!	Good Morning Answer the question given by your teacher on Seesaw and say good morning!	Good Morning Answer the question given by your teacher on Seesaw and say good morning!	Good Morning Answer the question given by your teacher on Seesaw and say good morning!
Reading	 Online: Log on to your PM reading account. Read a book from your bookshelf. or Offline: Read for 15-20 mins a book of choice	 Online: Log on to your PM reading account. Read a book from your bookshelf. or Offline: Read for 15-20 mins a book of choice	 Online: Log on to your PM reading account. Read a book from your bookshelf. or Offline: Read for 15-20 mins a book of choice	 Online: Log on to your PM reading account. Read a book from your bookshelf. or Offline: Read for 15-20 mins a book of choice	 Online: Log on to your PM reading account. Read a book from your bookshelf. or Offline: Read for 15-20 mins a book of choice
Writing and Phonics	Writing: The Farm Think about what you can see on a farm. What farm animals do you know? Complete the seesaw activity or page 1, 2 and 3 in your booklet. 	 Reading Eggs/Fast Phonics Log on to Reading Eggs and Fast Phonics  Practise reading your words. See if you can write them too!	Writing: All About Pigs. What do you know about pigs. Can write a sentence or more about Pigs. It's okay if you don't spell the words right, just use your sounds and try your best! Complete the Seesaw activity or pages 11, 12, 13 and 14 in your booklet. 	 Reading Eggs/Fast Phonics Log on to Reading Eggs and Fast Phonics  Practise reading your words. See if you can write them too!	Writing Discuss with a family member facts about pigs. What do they eat? Where do they live? You are going to use the sentence starters 'Pigs are' 'Pigs can' to write some sentences. Complete the Seesaw activity or pages 21 and 22 in your booklet. 

Maths

Maths: Data

We are learning to collect data by asking yes and no questions!

You are going to ask people around you about the foods they like. Make sure you look at all the pages to see all the foods on the Seesaw activity or pages 4 and 5 in your booklet.



Maths: Data

We are learning to collect data and record using tally marks

You are going to ask the people around you what their favourite insect is from either a bee, caterpillar, butterfly or a ladybug. Place tally marks in the table and explain the data. For example: 3 people in my house liked bees. Complete activity on Seesaw or pages 7 and 8 in your booklet.



Maths: Whole Number

All about numbers!

Practise counting forwards and backwards.

Get someone to flash some numbers at you and see how quickly you can identify them.

Complete the All About Numbers Seesaw activity or pages 15, 16 and 17 in your booklet.



Maths: Whole Number

Number Fun!

Practise counting forwards and backwards.

Complete the Number Fun! Seesaw activity or pages 19 and 20 in your booklet.

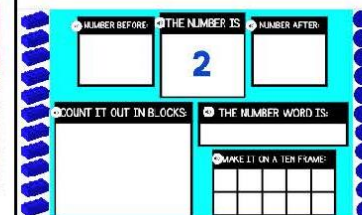







Maths: Whole Number

Before and After

We are learning to identify the number before and after a given number

Complete the 'Before and After' activities on Seesaw or pages 23, 24 and 25 in your booklet.



<p>Other KLA's</p>	<p>Get Creative! Create your own house for a farm animal! Use your imagination to create and build! Look around your home to find materials to build with: Lego, Duplo, playdough, blocks, boxes, wood, paper, sticks, leaves, stones etc. Design and build a house for a farm animal. You could choose a pig, dog, cow, horse, sheep, goat etc. Don't forget to draw a picture on page 6 of your booklet or add a photo on Seesaw.</p>  <p>Can you create your own farm house?</p>	<p>Science We are learning to identify Living and Non-Living Things Complete the Living and Non-Living Things activity on Seesaw or pages 9 and 10 in your booklet.</p> 	<p>School Expectations We are learning about our responsibilities. We have different responsibilities at school and at home. Complete the activity showing one of the jobs you do at home either on Seesaw or in page 18 of your booklet.</p> 	<p>PD/H/PE Time to relax the mind and move your body.</p> <p>Find a space inside or outside and follow along to cosmic kids yoga – squish the fish. Have fun stretching and moving your body.</p> <p>Namaste</p>  <p>Enjoy some time outside - Ride your bike, do some skipping or maybe you could create your own dance.</p>	<p>Creative Arts Let's learn how to draw a pig. If you'd like to challenge yourself, you can even draw the pig on a farm! Get some pencils or crayons ready and follow the steps in the Seesaw video or page 26 in the booklet</p> 
<p>Additional Optional Activities</p>	<p>Reading Eggs/Fast Phonics (Online English) Log on to Reading Eggs and complete the tasks set by your teacher. Your teacher will be able to see when these have been completed. You can also explore and play when you have done any assigned tasks.</p> <p>Outdoor Physical Activity and Play Teachers will post some ideas for things you can do each day on Seesaw. You could post a picture or video of yourself getting out and getting active.</p> <p>Department of Education - Learning from Home Resources https://education.nsw.gov.au/teaching-and-learning/learning-from-home/learning-at-home</p>				

Can you label these farm animals

Note for parents: encourage your child to attempt to write the names of the animals with the sounds they can hear.



The farm



Note for parents: We would love to see your child attempting to write their sentences independently using the sounds they can hear. (Don't worry we are good at working out their spelling) Please get your child to write their sentences on a piece of paper and then take a photo and add to the student writing slide.

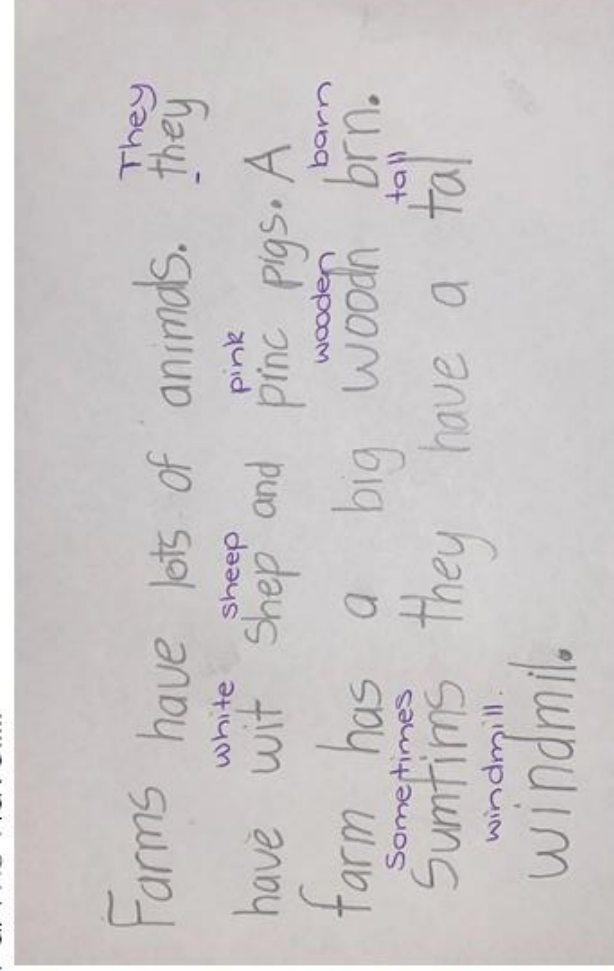


Read my example below with your child. The student has attempted their writing using the sounds they can hear. I have then fixed this in the purple pen above.



Writing example: The farm

Farms have.....



The farm

What can you see on a farm? Look at the pictures of the 3 different farms. Write about what we can find on a farm. You might like to start with the sentence starter below.

Farms have.....



Maths- Data. We are learning how to collect data using yes/no questions. Ask the people in your house if they like these foods. Draw a person under yes or no to show how many people in your house like that food.

 Do you like pizza? 


Yes	No

 Do you like salad? 

Yes	No

 Do you like icecream? 

Yes	No

 Do you like coffee? 

Yes	No

Maths- Data. We are learning how to collect data using yes/no questions

Ask the people in your house if they like these foods. Draw a person under yes or no to show how many people in your house like that food.

On the empty slide you can add your own question!

 Do you like chocolate? 

Yes	No

 Do you like _____?

Yes	No

What does your farm animal house look like?

Get Creative!

Create your own house for a farm animal!

Use your imagination to create and build! Look around your home to find materials to build with: Lego, Duplo, playdough, blocks, boxes, wood, paper, sticks, leaves, stones etc.

Design and build a house for a farm animal. You could choose a pig, dog, cow, horse, sheep, goat etc.

etc.

Draw a picture below.



Data

What is your favourite insect?



What is data?

Data is a collection of information. We gather data by looking, asking questions or measuring.





We can use tally marks to collect data



We are learning to collect data using tally marks.

Ask the people in your household what their favourite insect is and record your answer using tally marks. Don't forget to count yourself

Add the tally marks and write the number in the total box.

Insect	Tally Marks	Total
		
		
		
		

Let's go on a scavenger hunt



Have a look in your house and your backyard to find living and non-living things. Draw pictures under living and non-living



Living

Non-Living

Challenge

Can you find and draw a living or non-living thing that matches the description below.



A **pink** non-living thing



A **red** non-living thing



A **blue** non-living thing



A **green** living thing




A **black** living thing



An **orange** living thing

Can you please write the labels in the spaces on the correct part of the pig?



pointy ears pink snout hard hooves short legs curly tail small eyes

What do pigs have? Think about the labels we just wrote and the story we listened to.

You are going to write a sentence or more about pigs. You might like to start your sentence using the sentence starter 'Pigs have'. Have a look at an example on the next slide.



Note for parents: We would love to see your child attempting to write their sentences independently using the sounds they can hear. (Don't worry we are good at working out their spelling.) Please get your child to write their sentences on a piece of paper or a whiteboard.

Here are example sentences:

Pigs have pointy ears and a pink snout. They also have a curly tail.

Remember, I should use my sounds to write my sentences so if I wrote: 'Pigs hav pointee irs and a pink snout. Thai also hav a cerly tail' my teacher would still be so happy with me!



Before you start writing, don't forget you need:

- a **capital letter** to start your sentences
- a **full stop** at the end of your sentences
 - **spaces** between your words
- to **sound out** the words and write the words using the sounds you can hear.
 - **re-read** your sentence and make sure it makes sense.



It is your turn! Write your sentence on this page.

Pigs have...



Read the numbers below.

10 8 5 7 9 2 6 1 4 2 13
19 15 12 20 11 16 18 14

If you don't know some of them, that's okay! Skip it and keep practising!




1 5 6 4 9

Can you count
8
backwards from 20?

Start at 20 and count backwards until you
get to 0.

3 7 10 2



Can you please write these numbers in the correct order?
Write the numbers in the boxes below in the correct order.


11 5 8 12 6 9 10 7

--	--	--	--	--	--	--	--	--	--

Read the numbers in each box.

Circle the **largest** number in each box.


12	20	9
15	11	7
4	2	8
21	12	20
21	20	21



School Expectations: I am learning to be responsible.

My responsibilities are the jobs I need to do. Draw a picture of yourself below doing one of your jobs at home. Write what job you are doing!

I can be responsible at home.




This is me doing one of my jobs.

Can you fill in the missing numbers?

10	9		6	5		2
----	---	--	---	---	--	---

20		18	17		15		12	
	9		7			4		1


30		28			25		23			
		19		17	16		14		12	
10			8			5		3		1



How many scoops of ice-cream on each cone?



3



How many ways can you show the number 14?

You could use pictures, words, tens frame.....

14

Can you answer these questions about pigs?



Where do pigs live?



What do pigs eat?



What do pigs look like?



It is your turn! Use the sentence starter 'Pigs are.'

Pigs are...



NUMBER BEFORE:

--

THE NUMBER IS

2

NUMBER AFTER:

--

COUNT IT OUT IN BLOCKS:

--

THE NUMBER WORD IS:

--

MAKE IT ON A TEN FRAME:

NUMBER BEFORE:

--

THE NUMBER IS

5

NUMBER AFTER:

--

COUNT IT OUT IN BLOCKS:

--

THE NUMBER WORD IS:

--

MAKE IT ON A TEN FRAME:

NUMBER BEFORE:

THE NUMBER IS

10





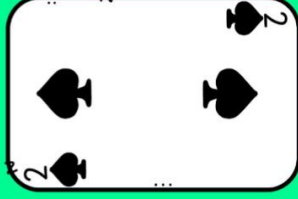







NUMBER AFTER:

COUNT IT OUT IN BLOCKS:






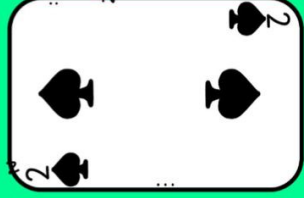






THE NUMBER WORD IS:

MAKE IT ON A TEN FRAME:





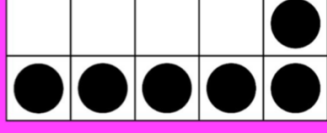




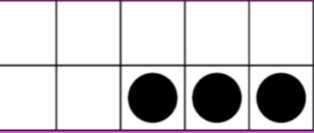
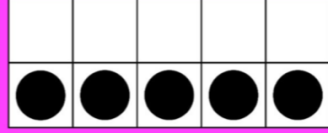
BEFORE AND AFTER



BEFORE AND AFTER



BEFORE AND AFTER



How to Draw a Pig




1




2



3



4



5



6

