






# Home Learning - Kindergarten



Activities can be completed digitally on the Seesaw app or as a hard copy and uploaded as an image to Seesaw

	Monday	Tuesday	Wednesday	Thursday	Friday																	
<b>Good Morning</b>	<p><b>Good Morning</b> Answer the question given by your teacher on Seesaw and say good morning!</p>	<p><b>Good Morning</b> Answer the question given by your teacher on Seesaw and say good morning!</p>	<p><b>Good Morning</b> Answer the question given by your teacher on Seesaw and say good morning!</p>	<p><b>Good Morning</b> Answer the question given by your teacher on Seesaw and say good morning!</p>	<p><b>Good Morning</b> Answer the question given by your teacher on Seesaw and say good morning!</p>																	
<b>Reading</b>	<p><b>PM</b> <b>Online:</b> Log on to your PM reading account. Read a book from your bookshelf. <b>or</b> <b>Offline:</b> Read for 15-20 mins a book of choice</p>	<p><b>PM</b> <b>Online:</b> Log on to your PM reading account. Read a book from your bookshelf. <b>or</b> <b>Offline:</b> Read for 15-20 mins a book of choice</p>	<p><b>PM</b> <b>Online:</b> Log on to your PM reading account. Read a book from your bookshelf. <b>or</b> <b>Offline:</b> Read for 15-20 mins a book of choice</p>	<p><b>PM</b> <b>Online:</b> Log on to your PM reading account. Read a book from your bookshelf. <b>or</b> <b>Offline:</b> Read for 15-20 mins a book of choice</p>	<p><b>PM</b> <b>Online:</b> Log on to your PM reading account. Read a book from your bookshelf. <b>or</b> <b>Offline:</b> Read for 15-20 mins a book of choice</p>																	
<b>Writing and Phonics</b>	<p><b>Writing: Chickens</b> We are going to learn all about Chickens.</p>  <p>We will watch some videos, do some labelling and write a sentence all about chickens! Use the link below and watch the video about chickens.</p> <p><a href="https://www.youtube.com/watch?v=wYKJkHcaMzE&amp;t=1s">https://www.youtube.com/watch?v=wYKJkHcaMzE&amp;t=1s</a></p> <p>Complete your sentence and upload a photo on Seesaw or write your sentence in the booklet on pages 1-5.</p>	<p><b>Reading Eggs/Fast Phonics</b> Log on to Reading Eggs and Fast Phonics</p>  <p><b>Yellow Words 1</b></p> <table border="1" data-bbox="658 928 818 1035"> <tr><td>come</td><td>little</td><td>here</td></tr> <tr><td>up</td><td>and</td><td>go</td></tr> <tr><td>said</td><td>sat</td><td>do</td></tr> </table> <p>Practise reading your words. See if you can write them too!</p>	come	little	here	up	and	go	said	sat	do	<p><b>Writing: Chickens</b></p>  <p><b>Reading Eggs/Fast Phonics</b> Log on to Reading Eggs and Fast Phonics</p>  <p><b>Yellow Words 1</b></p> <table border="1" data-bbox="1408 899 1564 1006"> <tr><td>come</td><td>little</td><td>here</td></tr> <tr><td>up</td><td>and</td><td>go</td></tr> <tr><td>said</td><td>sat</td><td>do</td></tr> </table> <p>Practise reading your words. See if you can write them too!</p> <p><a href="https://www.youtube.com/watch?v=llsWcPkQZJ4">https://www.youtube.com/watch?v=llsWcPkQZJ4</a></p>	come	little	here	up	and	go	said	sat	do	<p><b>Writing: Chickens</b> We are going to write about where chickens live and what chickens eat.</p>  <p>Discuss with a family member what they know about chickens. What do they eat? Where do they live? You are going to use the sentence starters 'Chickens live' 'Chickens eat' to write some sentences.</p>
come	little	here																				
up	and	go																				
said	sat	do																				
come	little	here																				
up	and	go																				
said	sat	do																				

It's okay if you don't spell the words right, just use your sounds and try your best!  
We can't wait to see what you have learnt about chickens!

Complete the activities about chickens and write your sentences and upload a photo to Seesaw or write them on your booklet on pages 18 –22.


Complete the activities about chickens and write your sentences. Upload a photo to Seesaw or write them on your booklet on pages 29 – 31.

It's okay if you don't spell the words right, just use your sounds and try your best!  
We can't wait to see what you have learnt about chickens!

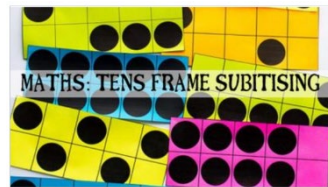
It's okay if you don't spell the words right, just use your sounds and try your best!  
We can't wait to read your wonderful writing.

**Maths: Subitising Dice**

If you have a device, watch these YouTube videos where



Once you have watched it complete the Seesaw activity or complete the activities on pages 6 – 10 in your booklet.



If you have a device, watch these YouTube videos where you can practise subitising tens frames.

[https://www.youtube.com/watch?v=t8U\\_zZ-rW1E](https://www.youtube.com/watch?v=t8U_zZ-rW1E)

<https://www.youtube.com/watch?v=AVjvswqL-Ow>

Once you have watched them complete the Seesaw activity or complete the activities on pages 12 - 14 in your booklet.

**Maths: Subitising Non-Standard dot patterns**

Ask someone in your family to cut a piece of paper into smaller rectangles. Then ask them to draw some dots on each card. Ask your family member to quickly show you the dots on the card. See how quick you can work out how many dots there are.

Complete the Seesaw activity

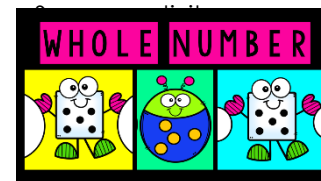


**Maths: Whole Number**

Practise counting forwards and backwards. How high can you go?

If you have a dice at home, roll it and say the number of dots as quick as you can. If this is too easy maybe you can roll 2 dice and see how many dots altogether.

Complete the Whole Number




**Maths: Data**

If you have a device watch *The Great Graph Contest* on Youtube.

[https://www.youtube.com/watch?v=Oy\\_rJ4FjOt4&t=317s](https://www.youtube.com/watch?v=Oy_rJ4FjOt4&t=317s)

Once you have watched the story, complete the activity on Seesaw or on pages 32 – 35 in your booklet.

Some pages will ask for you to count the number of items. Some other pages will ask you to find the most or the least in a set so don't forget to read/listen to the question carefully!

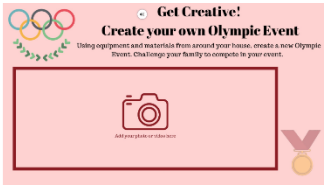


Maths

**Other KLAS**

**Get Creative!  
Create your own Olympic Event**

Using equipment and materials from around your house, create a new Olympic Event. Challenge your family to compete in your event. Complete the Seesaw activity or page 11 in your booklet.



**Science  
How do plants grow?**

We are learning to identify what plants need to survive? Humans need food, water, air and shelter to survive. What do you think plants need? Would they survive without water? Complete the Seesaw activity or pages 15 -17 in your booklet.



On page 17 if you could invent an imaginary plant what would it be? I made a chocolate plant! Yummy! Draw a picture of your plant and tell us what it grows.

**School Expectations**

We are learning to be respectful to others. A big part of this is knowing that everyone is different and that's okay. We can celebrate our differences!  
1. Talk to someone about the things that are different about you both!  
3. Draw a picture to show your differences. You can complete this on Seesaw or page 25 in your booklet.



**PD/H/PE**  
**Barramurra Olympics at Home**  
(Please see the activities below)

**Creative Arts**



What can you make? Watch an episode of Mister Maker. This might give you some great ideas about what you could make! Make something using materials you find around your home. Some examples are: craft materials, pencils, paper, textas, glue, glitter and recycled materials, like paper towel rolls and cereal boxes. You can use anything! Think about what you will make, and start creating. Add a photo of your creation to Seesaw or draw a picture on page 36 in your booklet.

This week is the start of the Olympic games. To Celebrate we are participating in **Barramurra Olympics at home.**

**Special Event**  
  
**These are optional activities.**



**Sock Shot Put**

Roll up a pair of socks into a ball. Down your hallway or in your backyard place the socks under your chin and in a pushing motion shot put the socks. See who can shot put the socks the furthest.



**Paper plane javelin**

Everyone in your household makes a paper plane. Decorate it how you like. All standing in a line you take turns to throw your paper plane javelin. The plane that lands the furthest takes home the gold medal.



**Sock Basketball**

Roll up a pair of socks into a ball. From different distances and places see if you can throw your socks into a washing basket. Try and challenge yourself, maybe a throw over the lounge, over the kitchen bench or even all the way down your hallway.



**Happy Hurdles**

What you need for this game is objects that can be used as hurdles. You can use soft teddies, shoe box or toys. Set up around the house or backyard and hurdle/jump over each object. The fastest one in your family gets the gold medal!



**Design your own medal**

Using anything around your house and design your own gold medal for the winner of your Olympic games. Upload a picture to seesaw



**Additional  
Optional  
Activities**

**Reading Eggs/Fast Phonics (Online English)**

Log on to Reading Eggs and complete the tasks set by your teacher. Your teacher will be able to see when these have been completed. You can also explore and play when you have done any assigned tasks.

**Outdoor Physical Activity and Play**

Teachers will post some ideas for things you can do each day on Seesaw. You could post a picture or video of yourself getting out and getting active.

**Department of Education - Learning from Home Resources**

<https://education.nsw.gov.au/teaching-and-learning/learning-from-home/learning-at-home>

Chickens are domestic or farm birds. The live span of a chicken is about 10 to 15 years.

The male is larger and more brightly coloured than the female. This is a common feature in birds. The males show off their colourful feathers to attract the females.

A chicken has a comb on their head and two wattles under their neck. The male has a larger comb compared to the female.

The male is called a rooster. The female is called a hen while the young are called chicks. The female is usually ready to lay her first eggs when she is around six months old.



Here we have a rooster, a hen and a chick. Can you please draw a line to match the labels to the correct animal.



Can you please draw a line to match the labels to the correct part of the chicken?

soft feathers

pointy beak


two wattle

red comb

sharp claws

strong wings





### Here are example sentences:

Chickens have sharp claws and two wattle. They also have a large comb on their head.

Remember, I should use my sounds to write my sentences so if I wrote: 'Chicens hav sharp clors and too wotl. Thai also hav a larj coam on their hed' my teacher would still be so happy with me!

© Copyright 2011, www.sparkbox.co.uk



**What do chickens have?** Think about the labels we just saw and the information we heard in the video and on the slide.

You are going to **write a sentence or more** about chickens. You might like to start your sentence using the sentence starter **'Chickens have'**. Have a look at an example on the next slide.

© Copyright 2011, www.sparkbox.co.uk

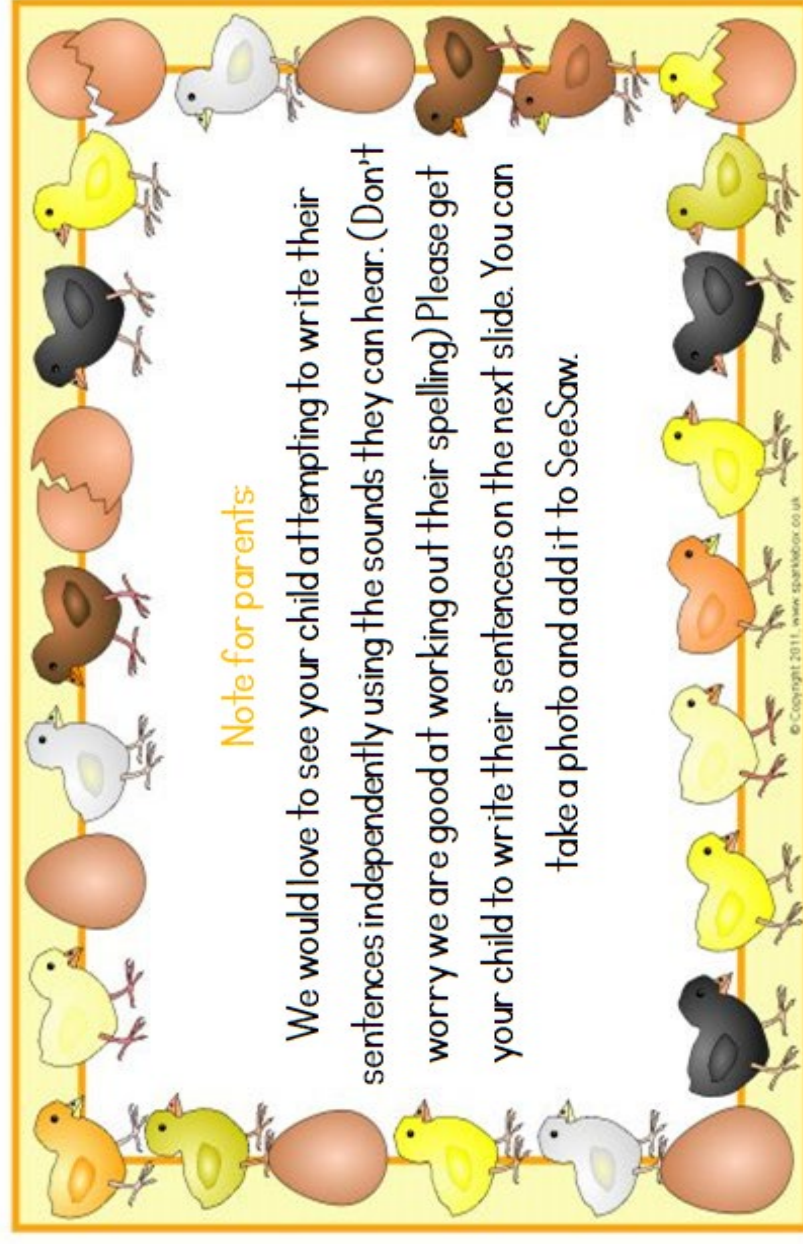




Before you start writing, don't forget you need:

- a **capital letter** to start your sentences
- a **full stop** at the end of your sentences
- **spaces** between your words
- to **sound out** the words and write the words using the sounds you can hear.
- **re-read** your sentence and make sure it makes sense.

© Copyright 2011, www.sparkbox.co.uk



**Note for parents**

We would love to see your child attempting to write their sentences independently using the sounds they can hear. (Don't worry we are good at working out their spelling) Please get your child to write their sentences on the next slide. You can take a photo and add it to SeeSaw.

© Copyright 2011, www.sparkbox.co.uk

It is your turn! Write your sentence below or on a separate piece of paper.

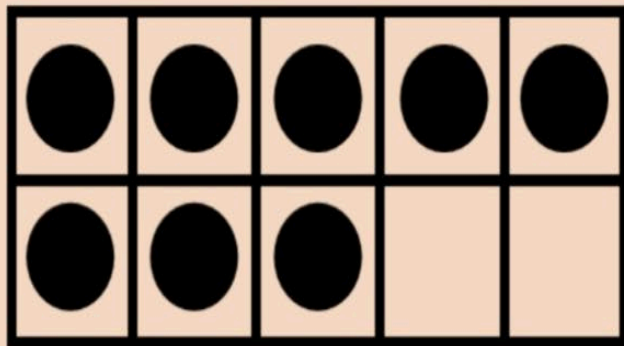
Chickens have...



# What is subitising?

Subitising is the ability to instantly recognise the number of objects in a small group without the need to count them.

For example, when you roll a dice you can instantly recognise the number of dots on the face of the dice without counting. That means you have subitised!



# Colour the dice the correct colours



Colour number 1 red



Colour number 2 purple



Colour number 3 green




Colour number 4 yellow



Colour number 5 black



Colour number 6 black

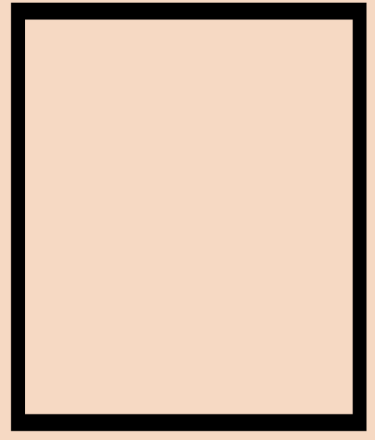





How many are there? Try not to count, just write!



How many are there? Try not to count, just write!

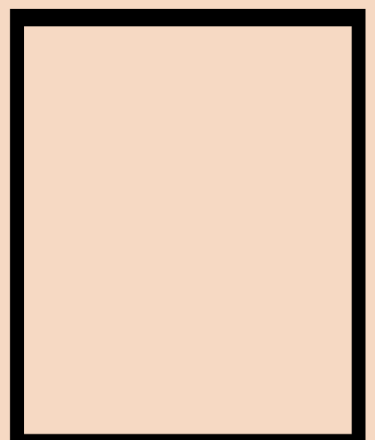

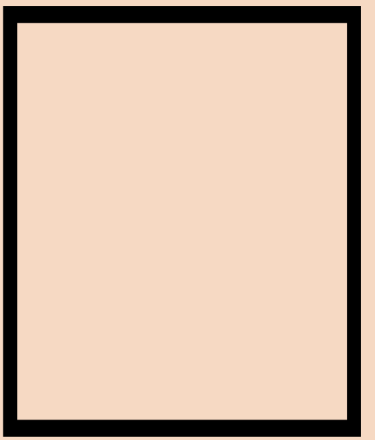

8



How many are there? Try not to count, just write!



How many are there? Try not to count, just write!









How many are there? Try not to count, just write!









How many are there? Try not to count, just write!




How many are there? Try not to count, just write!





How many are there? Try not to count, just write!



How many are there? Try not to count, just write!





How many are there? Try not to count, just write!



How many are there? Try not to count, just write!



How many are there? Try not to count, just write!





# Get Creative!



## Create your own Olympic Event

Using equipment and materials from around your house, create a new Olympic Event. Challenge your family to compete in your event.


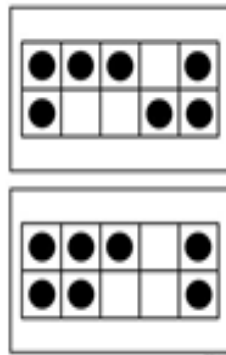
Draw your Olympic event in the box below!





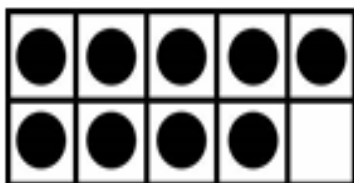
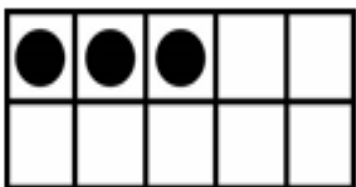
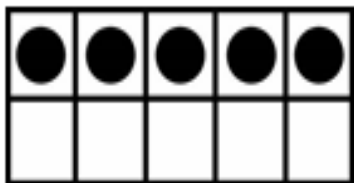
# What is Subitising?

Subitising is the ability to instantly recognise the number of objects in a small group without the need to count them. For example, when you roll a dice you can instantly recognise the number of dots on the face of the dice without counting. That means you have subitised!



# Can you match the number to the tens frame?

*Subitise the tens frame. Count the dots to make sure you are right. Draw a line to match the tens frame to the correct number.*



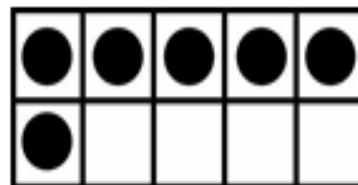
3

1

5

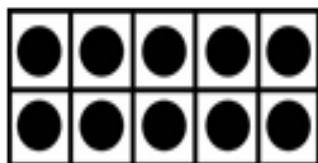
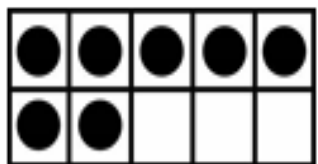
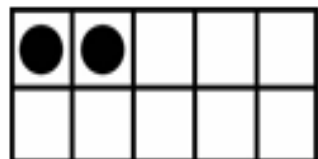
9

6



# Can you match the number to the tens frame?

Subitise the tens frame. Count the dots to make sure you are right. Draw a line to match the tens frame to the correct number.



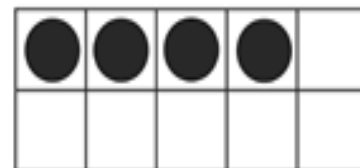
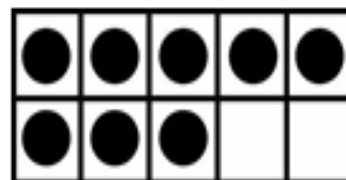
8

10

7



4

2



# What do plants need?

Circle all the things plants need to grow.



# What would you grow in your imaginary garden?

Talk to someone in your house about what you would grow. It could be anything!



## My chocolate plant

I grew a chocolate plant. Yum! Can you smell it? It smells delicious! Imagine having a chocolate plant in your garden.



yum:  
yum

# What would you grow in your imaginary garden?

Draw a picture of your imaginary plant on a piece of paper. Don't forget to colour it in.

Remember to tell us what type of plant it is.

Can you sort these facts? Is the fact true or not true? Draw a line to show if the fact is true or not true.

Chickens can live on a farm.

Chickens do not lay eggs.

Chickens eat insects and seeds.

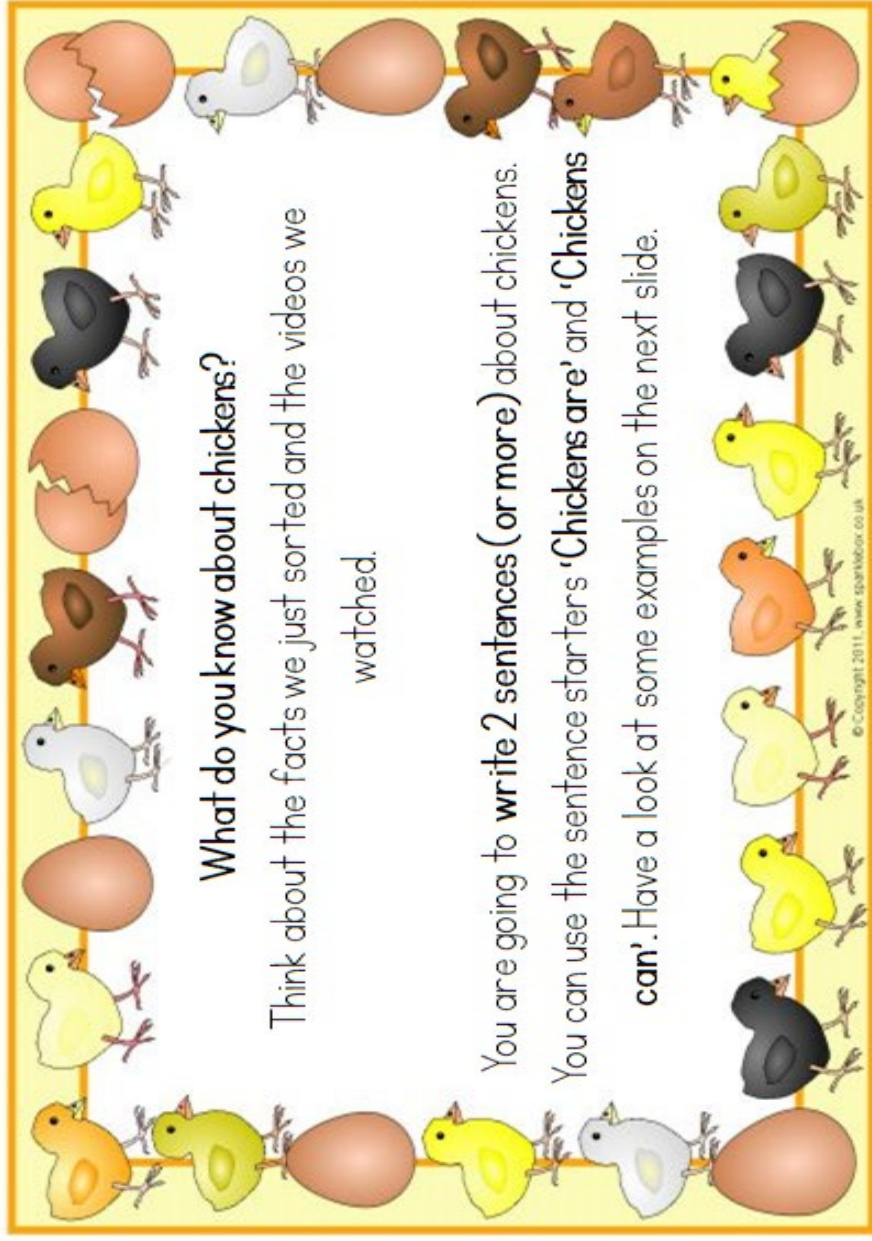
Chickens need to keep their eggs nice and cold.

Chickens sleep in a chicken coop.

Chickens like foxes.

True

Not true



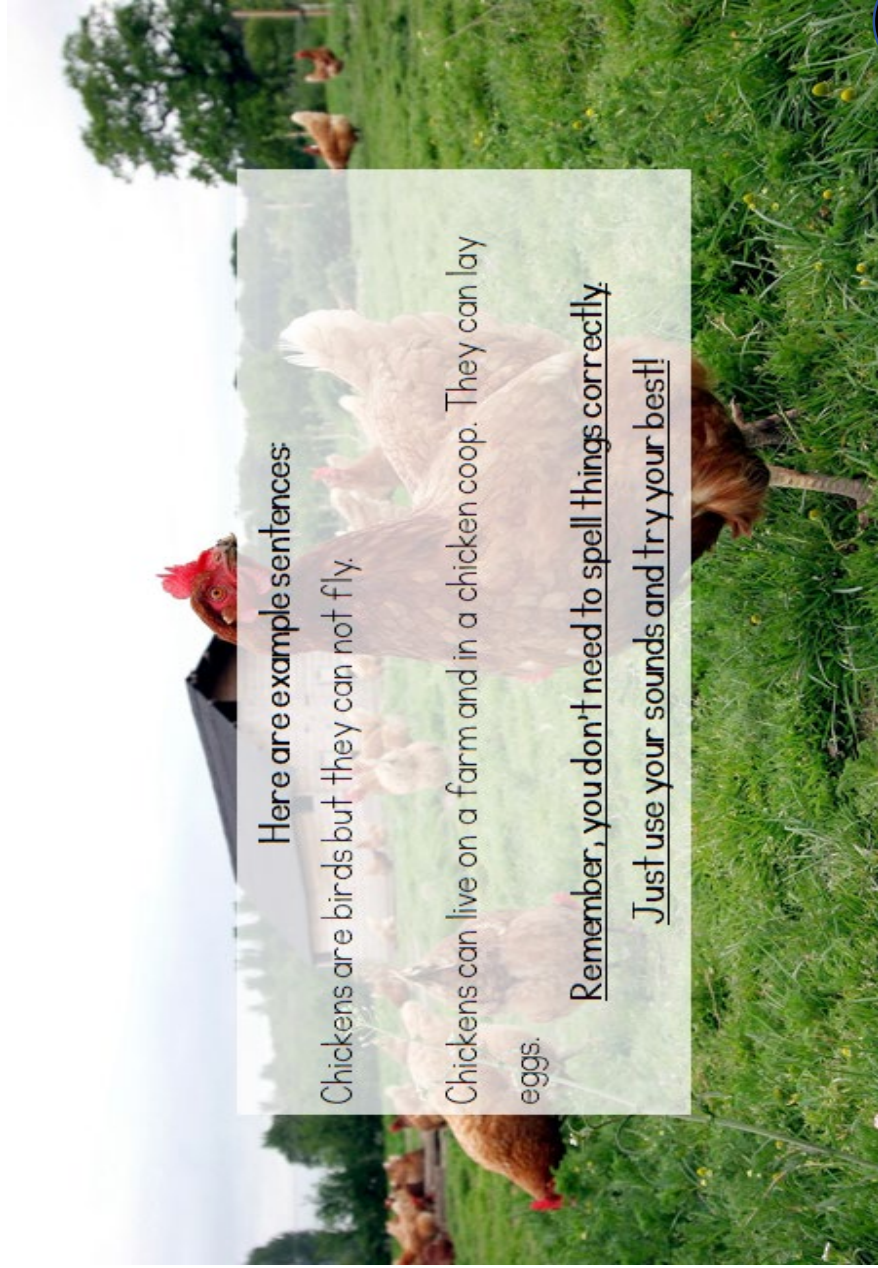
## What do you know about chickens?

Think about the facts we just sorted and the videos we watched.

You are going to **write 2 sentences (or more)** about chickens.

You can use the sentence starters '**Chickens are**' and '**Chickens can**'. Have a look at some examples on the next slide.

© Copyright 2011, www.sparkbox.co.uk



Here are example sentences:

Chickens are birds but they can not fly.

Chickens can live on a farm and in a chicken coop. They can lay eggs.

Remember, you don't need to spell things correctly.

Just use your sounds and try your best!





Before you start writing, don't forget you

need:

- a **capital letter** to start your sentences
- a **full stop** at the end of your sentences
  - **spaces** between your words
- to **sound out** the words and write the words using the sounds you can hear.
- **re-read** your sentence and make sure it makes sense.



**Note for parents:** We would love to see your child attempting to write their sentences independently using the sounds they can hear. (Don't worry we are good at working out their spelling). Please get your child to write their sentences on a piece of paper or on the next slide. You may also upload a photo of your child's writing to SeeSaw.

It is your turn! Write your sentences below.

Chickens are...











It is your turn! Write your sentences below.








Chickens can...



# How many bubbles are there?



# How many bubbles are there?






We are learning to be respectful of peoples differences!




I can draw a picture of myself and someone I know to show our differences!


BEFORE AND AFTER




BEFORE AND AFTER



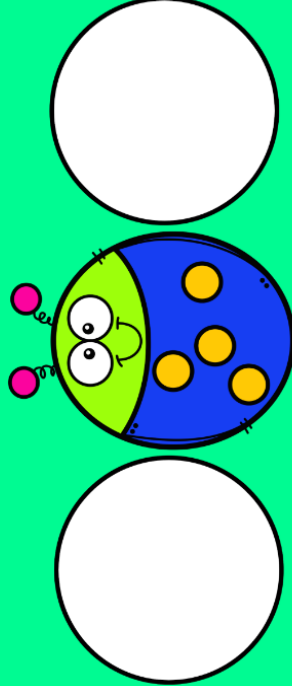
BEFORE AND AFTER



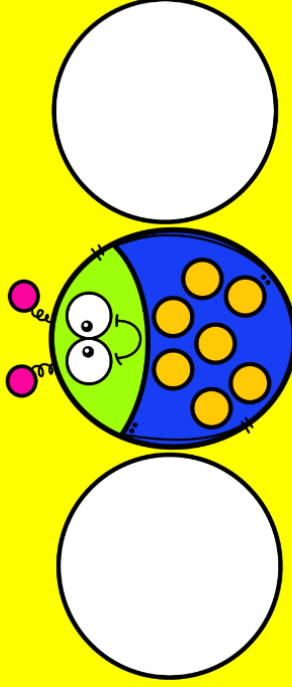
BEFORE AND AFTER




BEFORE AND AFTER




BEFORE AND AFTER






BEFORE AND AFTER



BEFORE AND AFTER

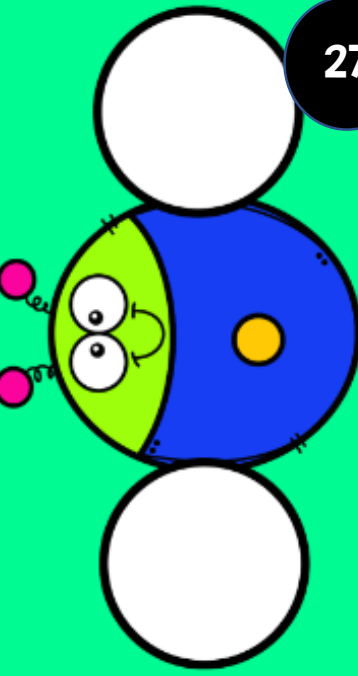
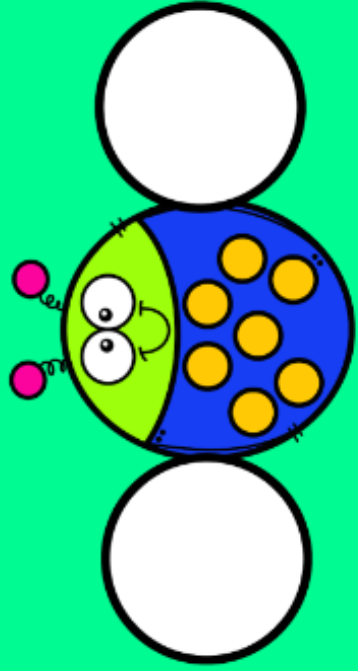
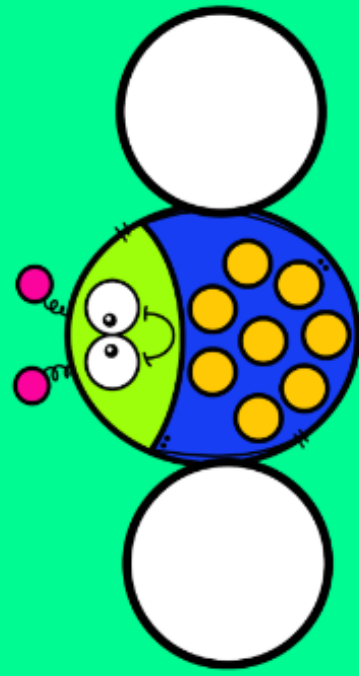



**BEFORE AND AFTER**




www.funfonix.com

**BEFORE AND AFTER**








# What do chickens eat?

Circle all the things chickens would eat.



# Where do chickens live?

Circle all the places chickens would live.



# EXAMPLES

## Writing example: Chickens



Chickens eat ..... Chickens live .....




Chickens eat plants insects seeds  
Chickens eat plants insects seeds  
Chickens live on farms. They sleep  
in a coop. They sleep

Chickens live in the wild or on farms. On the farm they sleep in a special house called a chicken coop. The hen lay their eggs in a nest in the coop. On a farm chickens eat fruit vegetables grains and even scraps. In the wild they eat plants insects and even small animals like mice.

## Writing example: Chickens

Chickens live ..... Chickens eat .....



# Chickens


Can you write a sentence or more to tell us where chickens live and what chickens eat. You might like to start with the sentence starters below. If you remember some other facts about chickens from this week maybe you can include that too!


---

Chickens eat .....

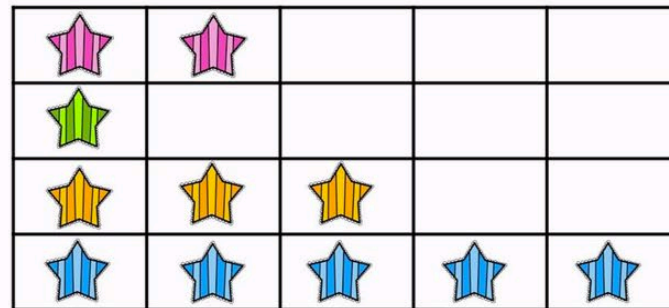
Chickens live .....






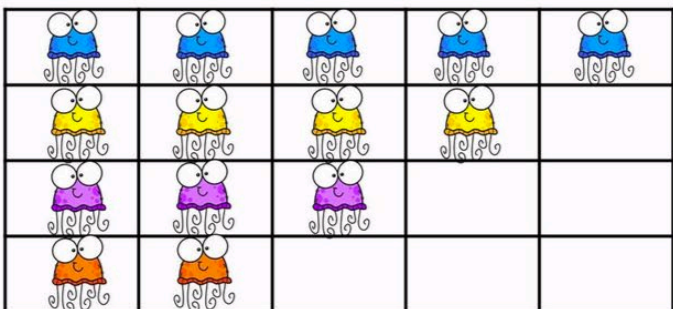
Circle the  
number of .


2 4 5




Circle the  
number of .


2 3 0



Circle the  
number of .


4 3 6



Circle the  
number of .

5 3 6

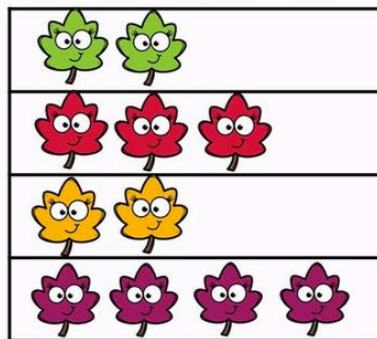
Which one has the most ?



Circle the correct item.















Which one has the most ?



Circle the correct item.




Circle the number of .

1 3 2





Which one has the most ?



Circle the correct item.



Which  
one  
has the  
least?




	
	
	
	



Circle the  
correct  
item.



Which  
one  
has the  
most?




	1
	6
	2



Circle the  
correct  
item.



Which  
one  
has the  
least?

	1
	1
	0



Circle the  
correct  
item.



Which  
one  
has the  
most?





	9
	7
	5
	3



Circle the  
correct  
item.



Which one has the least?



	1
	2
	6
	8



Circle the correct item.



Which one has the most?




	
	



Circle the correct item.



Which one has the most?




	
	
	



Circle the correct item.



Which one has the least?



Circle the correct item.





**Draw a picture of  
your artwork here.**