







Home Learning - Kindergarten



Activities can be completed digitally on the Seesaw app or as a hard copy and uploaded as an image to Seesaw


	Monday	Tuesday	Wednesday	Thursday	Friday
Good Morning	Good Morning Answer the question given by your teacher on Seesaw and say good morning!	Good Morning Answer the question given by your teacher on Seesaw and say good morning!	Good Morning Answer the question given by your teacher on Seesaw and say good morning!	Good Morning Answer the question given by your teacher on Seesaw and say good morning!	Good Morning Answer the question given by your teacher on Seesaw and say good morning!
Reading	<p>PM Online: Log on to your PM reading account. Read a book from your bookshelf.</p> <p style="text-align: center;">or</p> <p>Offline: Read for 15-20 mins a book of choice</p>	<p style="text-align: center;">Phonics</p> <p>We are going to read a decodable text. That means that we can sound the words out and blend the sounds together to read the word. I wonder if you can read this book with no help from your family.</p> <p>This book is called 'Can It?' and you can find it on pages 16-21 of your booklet.</p> <div style="text-align: center;">  </div> <p>PM Online: Log on to your PM reading account. Read a book from your bookshelf.</p> <p style="text-align: center;">or</p> <p>Offline: Read for 15-20 mins a book of choice</p>	<p>PM Online: Log on to your PM reading account. Read a book from your bookshelf.</p> <p style="text-align: center;">or</p> <p>Offline: Read for 15-20 mins a book of choice</p>	<p>PM Online: Log on to your PM reading account. Read a book from your bookshelf.</p> <p style="text-align: center;">or</p> <p>Offline: Read for 15-20 mins a book of choice</p>	<p>PM Online: Log on to your PM reading account. Read a book from your bookshelf.</p> <p style="text-align: center;">or</p> <p>Offline: Read for 15-20 mins a book of choice</p>
Writing and Phonics	<p style="text-align: center;">Writing: Cows</p> <div style="text-align: center;">  </div>	<p style="text-align: center;">Reading Eggs/Fast Phonics</p> <p>Log on to Reading Eggs and Fast Phonics</p> <div style="text-align: center;">  </div>	<p style="text-align: center;">Writing: Cows</p> <div style="text-align: center;">  </div>	<p style="text-align: center;">Reading Eggs/Fast Phonics</p> <p>Log on to Reading Eggs and Fast Phonics</p> <div style="text-align: center;">  </div>	<p style="text-align: center;">Writing: Cows</p> <div style="text-align: center;">  </div>

We are going to learn all about Cows.
We will watch some videos, do some labelling and write a sentence all about cows!

Complete your sentence and upload a photo on Seesaw or write your sentence in the booklet on pages 1-5.

It's okay if you don't spell the words right, just use your sounds and try your best!
We can't wait to see what you have learnt about cows!

Practise reading your words. See if you can write them too!



We are going to learn some more about Cows. We will watch some videos, sort some facts and write some sentences all about cows!

Complete the activities about cows and write your sentences and upload a photo to Seesaw or write them on your booklet on pages 32-36.

It's okay if you don't spell the words right, just use your sounds and try your best!
We can't wait to see what you have learnt about cows!

Practise reading your words. See if you can write them too!



We are going to write about where cows live and what cows eat.

Discuss with a family member what they know about cows. What do they eat? Where do they live?

You are going to use the sentence starters 'Cows live' 'Cows eat' to write some sentences.

Complete the activities about cows and write your sentences. Upload a photo to Seesaw or write them on your booklet on pages 59-61.

**Maths:
Multiplication**



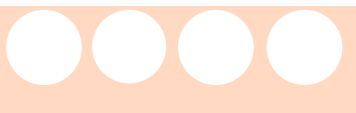
groups of =

We are learning to use groups as a strategy for multiplication

Write the correct number of groups and equal objects in the groups.

Complete your slides and upload a photo on Seesaw or complete in the booklet on pages 6-13.

**Maths:
Multiplication**



4 groups of 3 =

We are learning to use groups as a strategy for multiplication

Read the number sentence and draw the correct objects into the groups

Complete your slides and upload a photo on Seesaw or complete in the booklet on pages 22-29.

**Maths:
Division (sharing)**



We are learning to share items equally between groups. This means we will be dividing a collection of items into groups fairly.

Complete the Seesaw activity or complete pages 37-43 in your booklet.

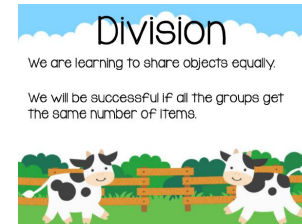
**Maths:
Division (sharing)**



We are learning to share items equally between groups. This means we will be dividing a collection of items into groups fairly.

Complete the Seesaw activity or complete pages 52 - 57 in your booklet.

**Maths:
Division (sharing)**



We are learning to share items equally between groups. This means we will be dividing a set into equal parts.

Move or draw the animals into equal groups.

Complete your slides and upload a photo on Seesaw or complete in the booklet on pages 62-64

Maths

**Speaking and Listening:
Practising my speech**

Public Speaking
Competition



Manner- Voice

We are learning to practice our speech using a loud and clear voice.

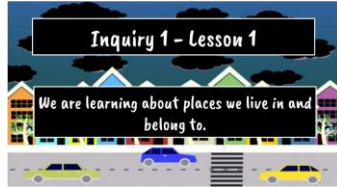
Read the slides to learn why this is important.

Practice reading your speech with a loud and clear voice.

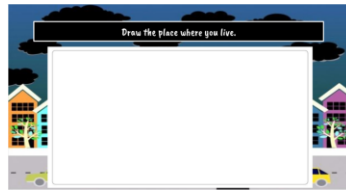
See pages 14 and 15.

Geography

We are learning about places we live in and belong to.



Complete the Seesaw activity or read the information on pages 30 - 31 and discuss with an adult, where you live and what materials houses can be made of. Draw a picture of where you live.



**Speaking and Listening:
Practising my speech**

Public Speaking
Competition



Manner- Eye
contact

We are learning to practice our speech by making eye contact with the audience. Read the slides to learn why this is important.

Practice reading your speech with eye contact and record.

See pages 44-45

**Creative Arts
Draw your own Cow!**



Collect some art supplies - Paper and textas, crayons or coloured pencils! Watch the video 'How to Draw a Cow' and follow each step. After you have finished don't forget to take a photo of your picture and add it to Seesaw or draw it on page 58.

<https://www.youtube.com/watch?v=ezeqUT9U6fM&t=1s>

**Speaking and Listening:
Practising my speech**

Public Speaking
Competition



Manner- Stance

We are learning to practice our speech by standing still and using palm cards.

Read the slides to learn why this is important.

Practice reading your speech and record.

See pages 65-66.

**Other
KLAs**

**Additional
Optional
Activities**

Reading Eggs/Fast Phonics (Online English)

Log on to Reading Eggs and complete the tasks set by your teacher. Your teacher will be able to see when these have been completed. You can also explore and play when you have done any assigned tasks.

Maths Seeds (Online Maths)

Log on to Maths Seeds and complete the tasks set by your teacher. Your teacher will be able to see when these have been completed. You can also explore and play when you have done any assigned tasks.

Outdoor Physical Activity and Play

Teachers will post some ideas for things you can do each day on Seesaw. You could post a picture or video of yourself getting out and getting active.

Department of Education - Learning from Home Resources

<https://education.nsw.gov.au/teaching-and-learning/learning-from-home/learning-at-home>

Here we have a calf, a cow and a bull/steer. Can you please draw a line to match the labels to the correct animal?



calf



cow



bull/steer

Can you please draw a line to match the labels to the correct part of the cow?

swishy tail



black and white hair

pink udder

hard hooves

two eyes

four long legs



COW

Cows live together in a **herd**. Cows kept to give milk live on dairy farms.



A farmer may keep just a few cows on his farm, or a herd of dozens.

Milk comes from a female cow's **udders**, which are underneath her tummy.

Cows can drink about a bathtub full of water a day.



Cows eat grass in the summer. In the winter, cows are fed on hay, which is dried grass.



What do cows have? Think about the labels we just moved and the information we heard in the video and on the slide.

You are going to **write a sentence or more** about cows. You might like to start your sentence using the sentence starter '**Cows have**'. Have a look at an example on the next slide.



Here are example sentences:

Cows have a swishy tail and hard hooves. They also have pink udders and two eyes.

Remember, I should use my sounds to write my sentences so if I wrote: 'Cows hav a swishi tail and hard hoovs. Thai also hav pink uders and too ies' my teacher would still be so happy with me!



Note for parents:

We would love to see your child attempting to write their sentences independently using the sounds they can hear. (Don't worry we are good at working out their spelling) Please get your child to write their sentences on a piece of paper or a whiteboard and then take a photo and add to the next slide.



Before you start writing, don't forget you need:

- a **capital letter** to start your sentences
- a **full stop** at the end of your sentences
 - spaces between your words
- to **sound out** the words and write the words using the sounds you can hear.




It is your turn! Write your sentence on paper or a whiteboard, then take a photo and add it to this slide. You might also like to click the microphone and record yourself reading your sentence aswell.

Cows have...



Multiplication





3

groups of

5




=

15




groups of

=



groups of

=



groups of

=







groups of

=



groups of

=



groups of

=

Public Speaking Competition

Manner- Voice



We are learning to present our speech to others using a loud, clear voice.



We will not have a microphone so we have to project our voice loudly without yelling.



If we are too quiet the audience will not be able to hear our great ideas.



We will also try to make our voice clear by speaking at a normal pace, like we are having a conversation with someone.

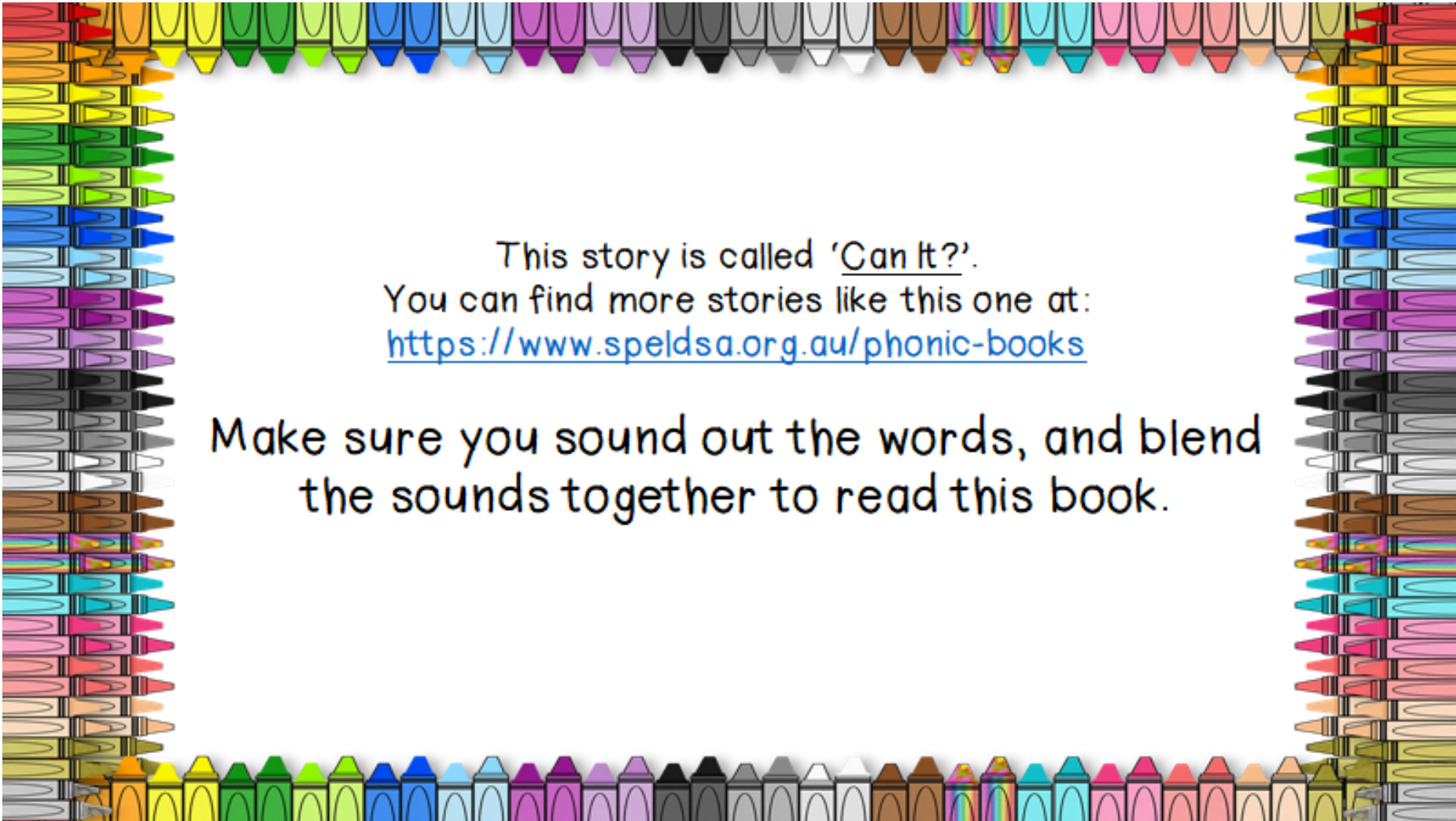


If we are too slow or TOO FAST, it will be hard to understand what we are saying and we may not meet our time limit.



Put up a video of you practicing your voice being loud and clear.





This story is called 'Can It?'.
You can find more stories like this one at:
<https://www.speldsa.org.au/phonic-books>

Make sure you sound out the words, and blend
the sounds together to read this book.

SPELD SA Phonic Books Set 3

Can It?



Text by Angela Weeks
Illustrations by Dick Weigall

Can a bucket hop?



Can a hippopotamus get hiccups?



Can a magnet lift metal?



Can a panda get on a bus?



Can a bucket hop?

No, a bucket can't hop.



Can a hippopotamus get hiccups?

No, a hippopotamus can't get hiccups?





Can a magnet lift metal?

Yes, a magnet can lift metal.



Can a panda get on a bus?

No, a panda can't get on a bus.

Can an ant drag a mattress?



Can a gull sit?



Can an egg get a suntan?



Can a skeleton grin?



Can an ant drag a mattress?

No, an ant can't drag a mattress.



Can a gull sit?

Yes, a gull can sit.



Can an egg get a suntan?

No, an egg can't get a suntan.






Can a skeleton grin?

No, a skeleton can't grin.




Multiplication



**2**

groups of

6**=****12**



4

groups of

3

=






4

groups of

5

=





5

groups of

5

=





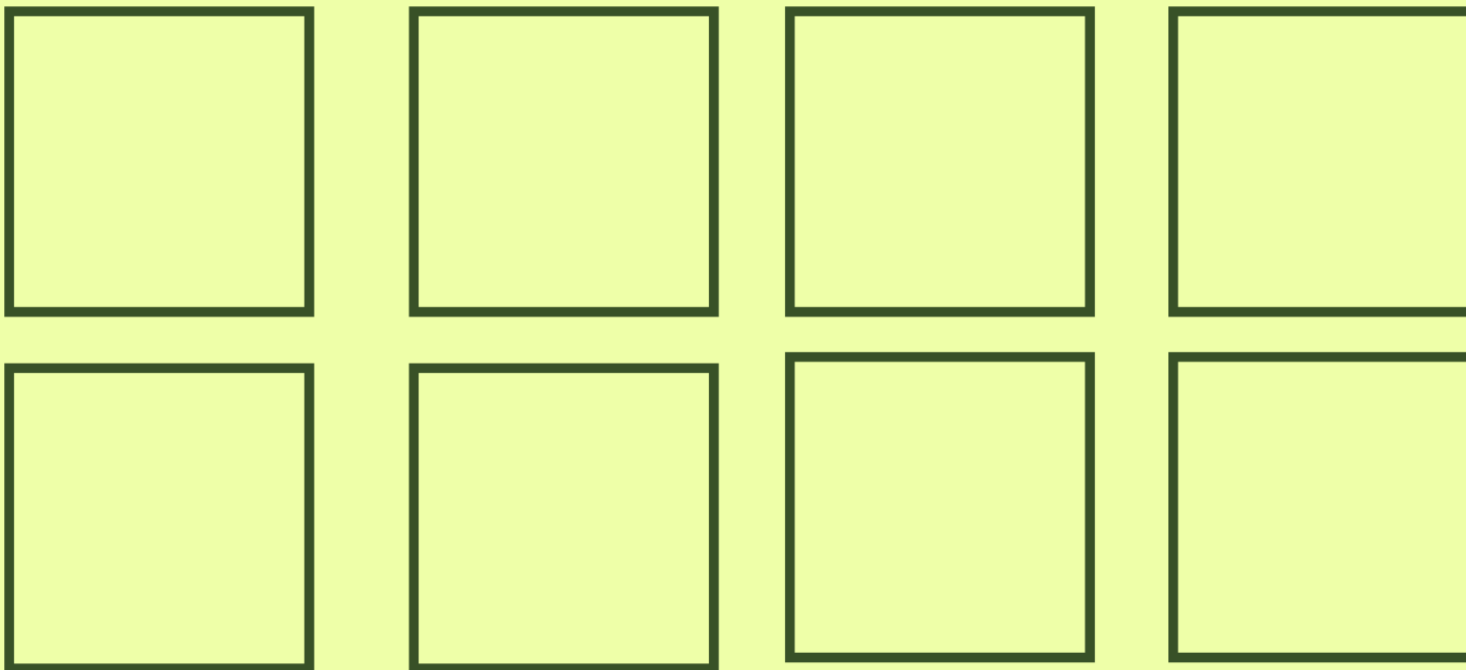
6

groups of

4

=






8

groups of

3

=





10

groups of

2

=



Geography Lesson 1





We are learning about places we live in and belong to.

What is a place?

A place is a space that we use. It can be many things like where you live, where you work or where you play. These are all places. Can you name them?



<p>Join Joey on a journey of discovery as he searches for his family, and his place.</p>  <p>Scan to watch https://www.inquisitive.com/video/828-is-this-my-place</p> <p>What places did I go to? Where is my cosy and safe place? Where is your cosy and safe place?</p>	<p>What does my place look like?</p>  <p>Scan to watch https://www.inquisitive.com/video/829-knock-down-rebuild</p> <p>Name some things that houses are made from.</p>
---	---

Not everyone lives in a house. Some people's homes are not houses. Scan the QR code to read "Where Do People Live?"



Draw the place where you live on the back of this sheet.

Draw the place where you live.



Can you sort these facts? Is the fact true or not true?

Cows have big stomachs.

Baby cows are called lambs.

All cows are brown.

Cows do not eat grass.

Some cows have long hair.

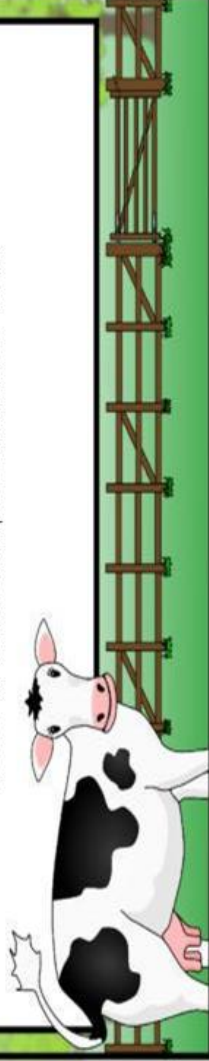
Milk can come from a cow.



What do you know about cows?

Think about the facts we just sorted and the video we watched.

You are going to **write 2 sentences (or more)** about cows. You can use the sentence starters '**Cows are**' and '**Cows can**'. Have a look at some examples on the next slide.



Here are example sentences:

Cows are big farm animals.

Cows can be different colours and can live on farms.

Remember, you don't need to spell things correctly.

Just use your sounds and try your best!

Before you start writing, don't forget you need:

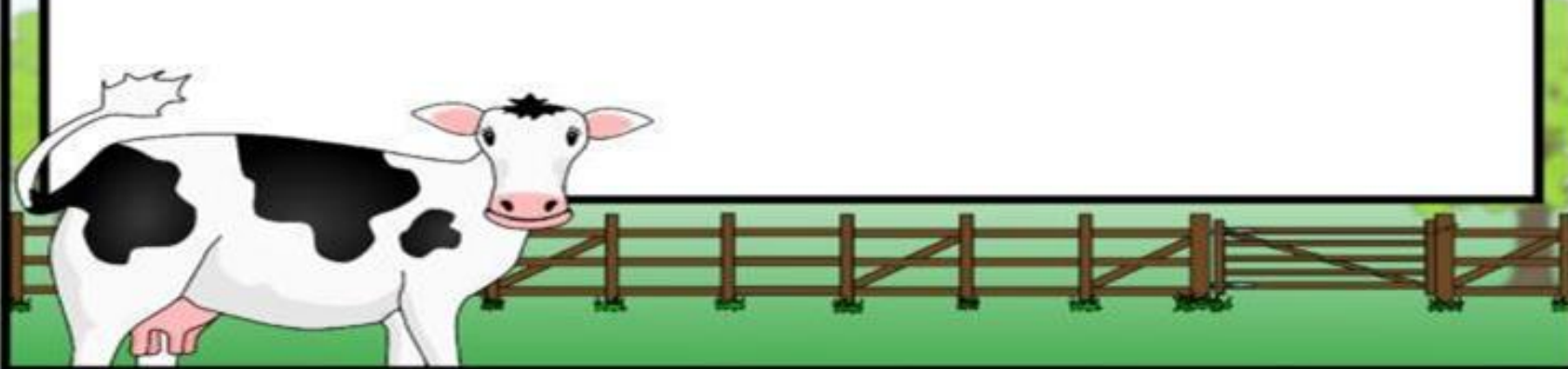
- a **capital letter** to start your sentences
- a **full stop** at the end of your sentences
- **spaces** between your words
- to **sound out** the words and write the words using the sounds you can hear.
- **re-read** your sentence and make sure it makes sense.

Note for parents: We would love to see your child attempting to write their sentences independently using the sounds they can hear. (Don't worry we are good at working out their spelling). Please get your child to write their sentences on a piece of paper or a whiteboard and then take a photo and add it to the next slides.



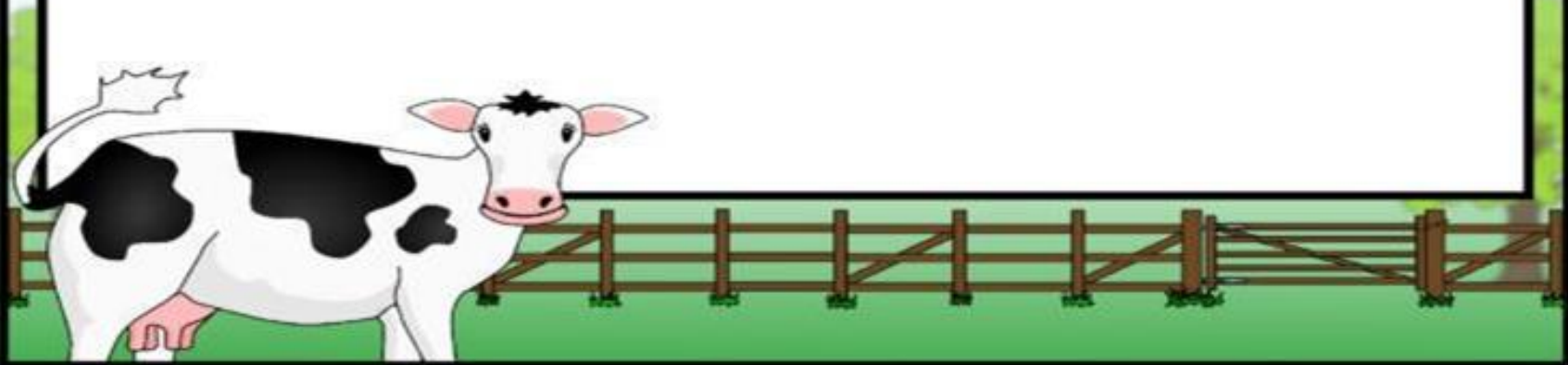
It is your turn! Write your sentences on paper or a whiteboard, then take a photo and add it to this slide and the next. You might also like to click the microphone and record yourself reading your sentence as well.

Cows are...



It is your turn! Write your sentences on paper or a whiteboard, then take a photo and add it to this slide and the one before. You might also like to click the microphone and record yourself reading your sentence aswell.

Cows can...



DIVISION

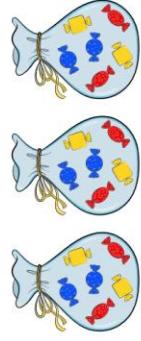
SHARING ITEMS EQUALLY

Learning Intention:

We are learning to share items equally.

Success criteria:

We will be successful if all the groups have the same number of items




What does this mean?

When we talk about division we are looking at splitting some items into groups fairly. We know that if we split the items 1 by 1 into groups this will help to keep them equal or fair.





1.

Share **6** eggs between **3** nests.




2.

Share **4** pancakes between **2** pans.




3.

Share **12** seeds between **4** watermelon pieces.




4.

Share **6** treasure coins between **2** kids.



7.


Share **12** marshmallows between **2** mugs.



8.


8.

Share **12** balls between **3** kids.



9.

Share **12** jellybeans between **6** jars.






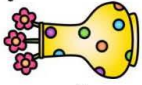
10.

Share **8** pieces of popcorn between **2** boxes.




11.

Share **9** flowers between **3** vases.






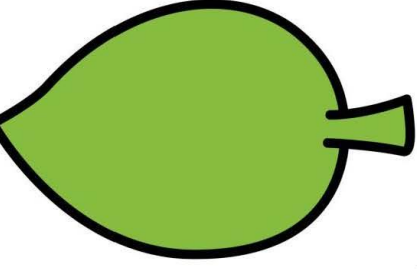


12.

Share **10** apples between **2** trees.








5

Share 10 ladybirds between 5 leaves.



6

Share 8 carrots between 4 rabbits.



Public Speaking Competition

Manner- Eye contact



We are learning to present our speech to others using eye contact.

When we are standing in front of the audience we want to try and make contact while we talk.



It's okay if we need to do some reading to help us remember our speech.

We can look at our audience more by practicing what we need to say.



Sometimes we can even remember parts of our speech and those are great times to look up to our audience.



Practice using eye contact in your speech.





This story is called 'Pam's Hat'.
You can find more stories like this one at:
<https://www.speldsa.org.au/phonic-books>

Make sure you sound out the words, and blend
the sounds together to read this book.

SPELD SA Phonic Books Set 2

Pam's Hat



Text by Angela Weeks
Illustrations by Dick Weigall



Pam.



Pam's hat is on a
hat stand.



Pam has the hat on.



Pam's hat rips.



Can Pam mend a rip
in the hat?



Pam snips and sticks.



Pam can mend a rip in the hat.



Pam in the mended hat.






SHARING (DIVISION)




Sharing Cookies

Can you share the cookies between the plates?




Sharing Pizza

Can you share the pizza slices between the plates?




Sharing unicorns amongst rainbows

Can you share the unicorns between the rainbows?



Dividing Ants into their hills

Can you share the ants between the anthills?



Share the lollies equally between the children

Can you share the lollies between the children?



HOW TO DRAW COW!

Add a photo of your cow below.



Writing: Cows



Learning Intention - We are learning to write at least 2 sentences about where cows live and what they eat.

Success Criteria - We will know we are successful if I have:

- capital letters at the start of my sentence
- a full stop at the end of my sentence
- spaces between each word
- tried to write all my words using the sounds I can hear
- I can read my sentence

What do cows eat?



Where do cows live?



Cows

Can you write a sentence or more to tell us where cows live and what cows eat. You might like to start with the sentence starters below. If you remember some other facts about cows from this week maybe you can include that too!

Cows eat

Cows live

Learning Intention - We are learning to write 2 sentences about where cows live and what they eat

Success Criteria - We will know we are successful if I have.

- capital letters at the start of my sentence
- a full stop at the end of my sentence
- spaces between each word
- tried to write all my words using the sounds I can hear
- I can read my sentence

Division

We are learning to share objects equally.

We will be successful if all the groups get the same number of items.



Share the cows into the pens.




Share the cows into the pens.




Share the cows into the pens.



Share the cows into the pens.



Share the cows into the pens.



Share the pigs in the stys.




Share the pigs in the stys.




Share the pigs in the stys.



Share the eggs into the nests.



Share the eggs into the nests.



Your turn! Draw us a picture of how you could share farm animals!

Public Speaking Competition

Manner- Stance



We are learning to present our speech to others using an appropriate stance.



When we are standing in front of the audience we want our speech to be the main focus.



If we are swinging our bodies or playing with our palm cards it could be distracting.



We can stand still or use natural hand gestures that add to our speech.



We can use palm cards that are a good size for our hands to hold and are easy to move.



Put up a video of you practicing standing still and changing our palm cards in the right order.

