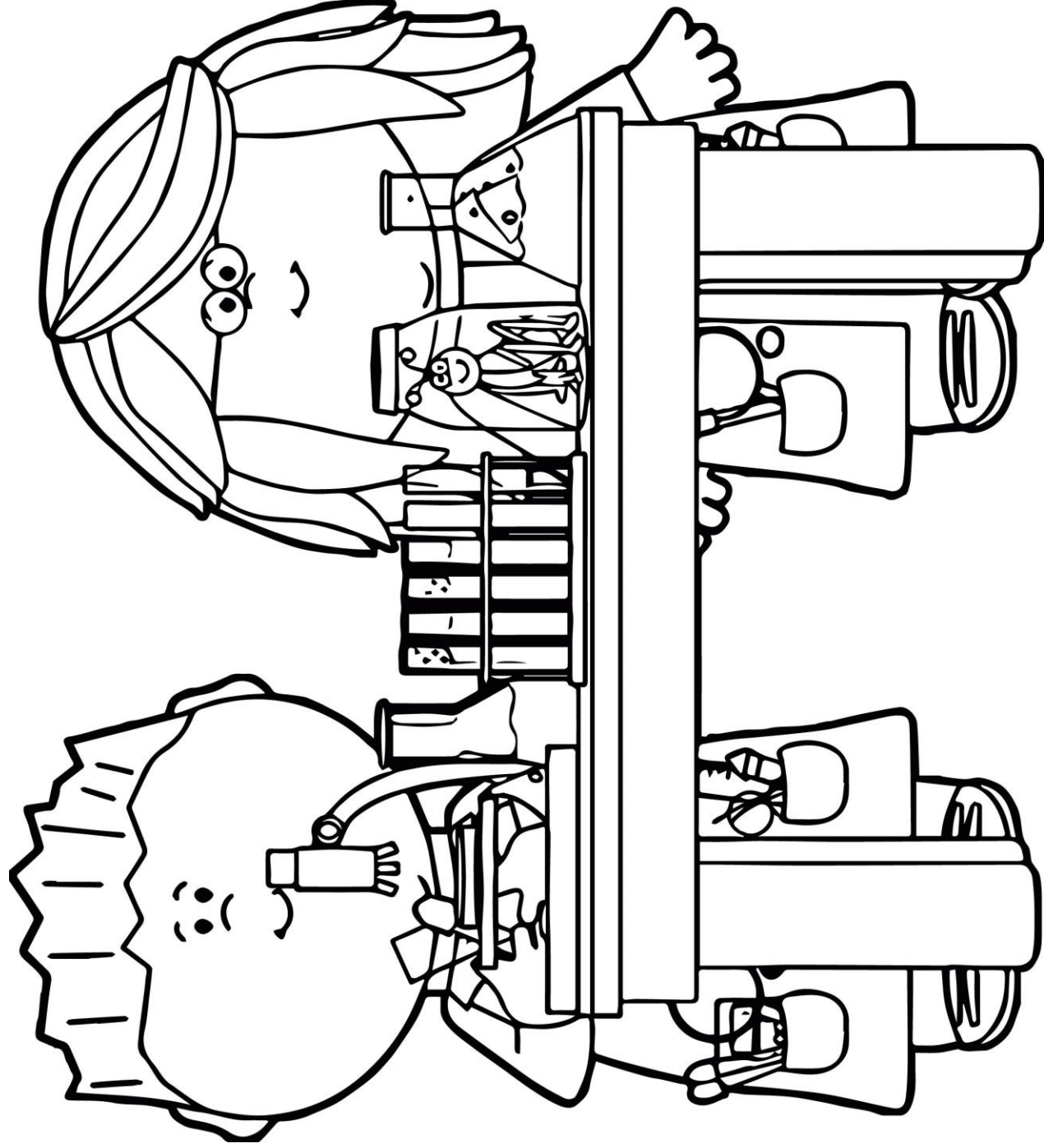















Home Learning - Kindergarten




Activities can be completed digitally on the Seesaw app or as a hard copy and uploaded as an image to Seesaw

	Monday	Tuesday	Wednesday	Thursday	Friday
Good Morning	Good Morning Answer the question given by your teacher on Seesaw and say good morning!	Good Morning Answer the question given by your teacher on Seesaw and say good morning!	Good Morning Answer the question given by your teacher on Seesaw and say good morning!	Good Morning Answer the question given by your teacher on Seesaw and say good morning!	Good Morning Answer the question given by your teacher on Seesaw and say good morning!
Reading	<p style="text-align: center;">Speaking and Listening: Speech practise</p> <p>This week we will be presenting our speeches to the class. Spend today practising. Don't forget to stand still, use a nice loud, clear voice and look at your audience.</p>	 <p>Online: Log on to Decodable Reading Australia. Practise your segmenting and blending.</p>  <p>Online: Log on to your PM reading account. Read a book from your bookshelf.</p> <p style="text-align: center;">or</p> <p>Offline: Read for 15-20 mins a book of choice</p>	 <p>Online: Log on to Decodable Reading Australia. Practise your segmenting and blending.</p>  <p>Online: Log on to your PM reading account. Read a book from your bookshelf.</p> <p style="text-align: center;">or</p> <p>Offline: Read for 15-20 mins a book of choice</p>	 <p>Online: Log on to Decodable Reading Australia. Practise your segmenting and blending.</p>  <p>Online: Log on to your PM reading account. Read a book from your bookshelf.</p> <p style="text-align: center;">or</p> <p>Offline: Read for 15-20 mins a book of choice</p>	 <p>Online: Log on to Decodable Reading Australia. Practise your segmenting and blending.</p>  <p>Online: Log on to your PM reading account. Read a book from your bookshelf.</p> <p style="text-align: center;">or</p> <p>Offline: Read for 15-20 mins a book of choice</p>
Writing and Phonics	<p style="text-align: center;">Writing</p>  <p style="text-align: center;">Sheep Writing</p> <p>Today we are going to write a sentence or more describing sheep. We will listen to some videos and complete the activities. Grab a whiteboard or some paper and complete your sentence 'Sheep have'</p>	<p style="text-align: center;">Reading Eggs/Fast Phonics</p> <p>Log on to Reading Eggs and Fast Phonics</p> 	<p style="text-align: center;">Writing</p>  <p style="text-align: center;">Sheep - Writing: Compound Sentences</p> <p>Today we are going to write some compound sentences about sheep. We will listen to some videos and read some information to help complete your writing activity for today.</p> <p>Grab a whiteboard or some paper before we begin.</p>	<p style="text-align: center;">Reading Eggs/Fast Phonics</p> <p>Log on to Reading Eggs and Fast Phonics</p> 	<p style="text-align: center;">Writing</p> <p style="text-align: center;">Writing: Compound sentences</p>  <p>Today we are going to be comparing 2 farm animals to help us write our compound sentences.</p> <p>Read the information about compound sentences.</p>

When you write your sentence, can you please add a photo in the space provided. It is okay if you. Don't spell the words correctly, just use your sounds, stretch out your words and try your best.

Complete the Seesaw activity or pages 1-5 in your booklet.

Practise reading your words. See if you can write them too!



Here are the links you will need:

Sheep facts for kids:

<https://www.youtube.com/watch?v=vK3KsFd2YnQ>

What is a verb:

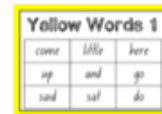
<https://www.youtube.com/watch?v=DzmmSbLwOGO>

Where's the Green Sheep?

<https://www.youtube.com/watch?v=xDvOJ9V4kRI>

When you write your sentences, can you please write them on some paper or a whiteboard and add a picture in the space provided. It's okay if you don't spell the words right, just use your sounds and try your best!
Pages 18-24

Practise reading your words. See if you can write them too!



Look at the 2 animals on writing pages and join 2 simple sentences together using a conjunction 'joining word'

Complete the Seesaw activity or pages 41-46 in your booklet.


Maths:
Patterns: Can you recognise and copy pattern



Complete the Seesaw activity or work through pages 6-11 in your booklet.

Read the information about patterns and complete the art activity on page 11 to show what you know about patterns.

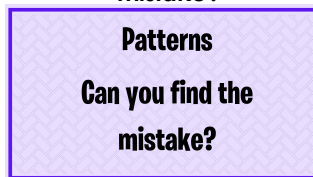
Maths:
Patterns: Copying and continuing patterns



Remember patterns are when objects, shapes or sounds repeat themselves.

Complete the Seesaw activity or practise copying patterns on pages 12-16 in your booklet.

Maths:
Patterns: Can you find the mistake?



Watch the videos. Can you find which pattern has a mistake? Circle the number and pattern that is incorrect. Then, have a look at the incorrect pattern and redraw it correctly, without the mistake.


Complete the activities on Seesaw or pages 25-34 in the booklet

Maths:
Creating and Describing Patterns









Watch the videos about patterns. Can you create your own pattern? Using items in your house, create a pattern on each slide. Make sure you check to see which kind of pattern you need on that slide. Take a photo of your pattern or draw a picture of your pattern on the slides on pages 35-39 in the booklet.

Maths:
Copy, continue and describe patterns



Watch the video. Can you complete the patterns? Look at the patterns that were made and finish them. As you are completing the patterns describe them. Take a video and upload it for your teacher to see or show your adult. Complete the activities on Seesaw or pages 47-51 in the booklet

Maths

	<p>Maths Seeds Log on to Reading Eggs and complete some activities in Maths Seeds.</p> 	<p>Maths Seeds Log on to Reading Eggs and complete some activities in Maths Seeds.</p> 	<p>Maths Seeds Log on to Reading Eggs and complete some activities in Maths Seeds.</p> 	<p>Links to videos for this activity:</p> <p>Patterns Mini Maths Movie: https://www.youtube.com/watch?v=Js45cR_7wFE</p> <p>Pattern Fish Story: https://www.youtube.com/watch?v=EL01RzGKoc</p> <p>GoNoodle Pattern Dance: https://www.youtube.com/watch?v=BQ9q4U2P3ig</p>	<p>Maths Seeds Log on to Reading Eggs and complete some activities in Maths Seeds.</p> 
<p>Other KLA's</p>	<p>Science Week Experiment 1</p> <p>This week is Science week. Visit Seesaw to watch Miss Reid complete a fun experiment. You might like to follow along too!</p>	<p>Geography</p> <p>We are learning to draw a pictorial map. We draw pictorial maps from a bird's eye view. Draw from above the place as if you a bird flying over it.</p>  <p>Complete the Seesaw activity or page 17 in your booklet.</p>	<p>Science Week Experiment 2</p> <p>Visit Seesaw to watch Mrs Berry demonstrate 2 fun experiments using milk. You might like to follow along too!</p>	<p>Creative Arts Drama</p>  <p>For drama today we are going to look at mime.</p> <p>Complete the Seesaw activity or page 40 in your booklet.</p>	<p>Science Week Experiment 3</p> <p>Visit Seesaw to watch Ms Ellacott complete a fun experiment. You might like to follow along too!</p>

**Additional
Optional
Activities**

Reading Eggs/Fast Phonics (Online English)

Log on to Reading Eggs and complete the tasks set by your teacher. Your teacher will be able to see when these have been completed. You can also explore and play when you have done any assigned tasks.

Maths Seeds (Online Maths)

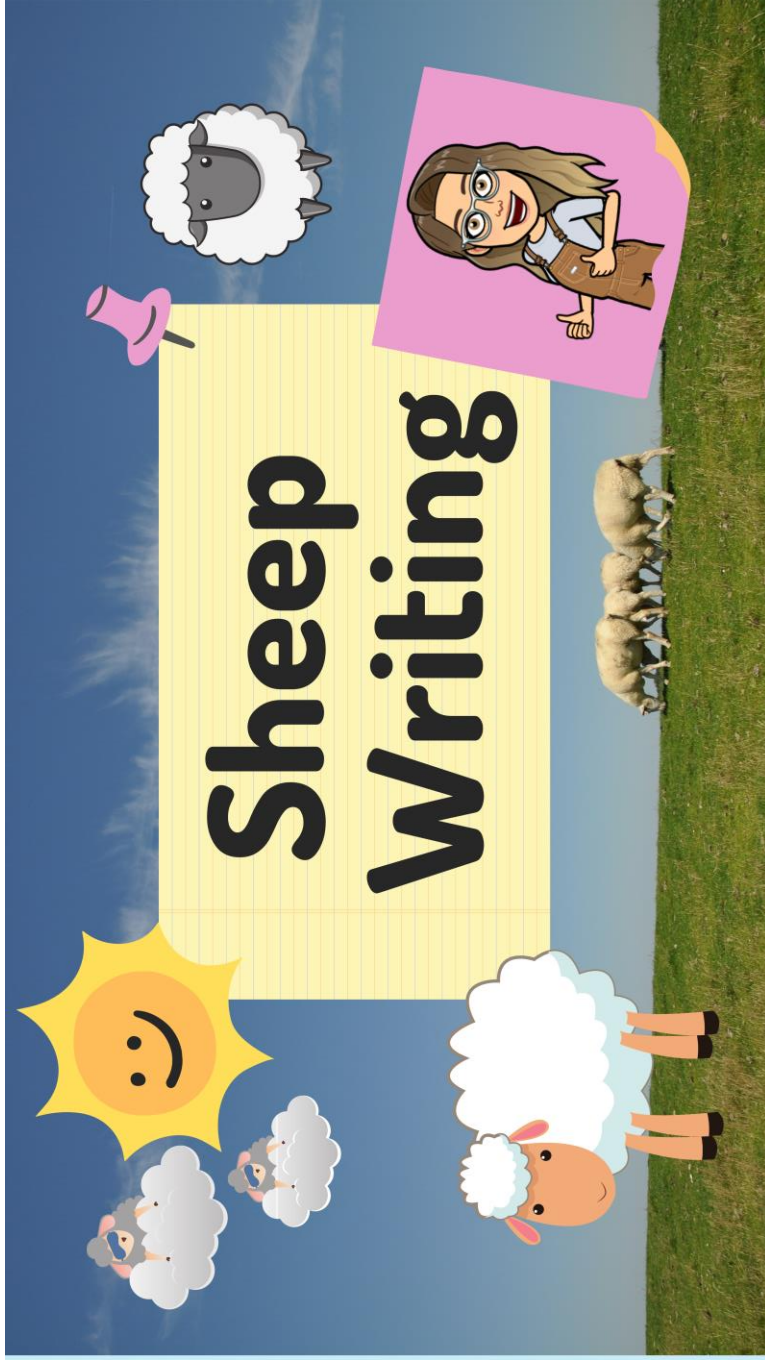
Log on to Maths Seeds and complete the tasks set by your teacher. Your teacher will be able to see when these have been completed. You can also explore and play when you have done any assigned tasks.

Outdoor Physical Activity and Play

Teachers will post some ideas for things you can do each day on Seesaw. You could post a picture or video of yourself getting out and getting active.

Department of Education - Learning from Home Resources

<https://education.nsw.gov.au/teaching-and-learning/learning-from-home/learning-at-home>



We are learning
to write a sentence
using our sounds.

We will be
successful when
we stretch out our
words and write
the sounds that we
hear.

Here we have a ram, a ewe and a lamb. Can you please label the correct animal? lamb, ewe, ram



Can you please label the sheep?





What do sheep have?

Think about the labels and the sheep in Miss Reid's video.

You are going to **write a sentence or more** about sheep. You can use the sentence starter **'Sheep have'**. Have a look at the examples on the next slide.



Here are example sentences

Sheep have white wool all over their body and two ears. They also have a cute button nose and four hooves.




Remember, I should use my sounds to write my sentence. So if I wrote: 'Shiip hav wyt wool all ova ther bodi and to irs. Thai also hav a cute buten noz and for hoovz.' My teacher will be very happy with me.




**Please
don't
forget**




 a **capital letter** to start your sentence

 a **full stop** at the end of your sentence

 **spaces** between your words

 to **sound out** the words and write the words using the sounds you hear

 to **re-read** your sentence to make sure it makes sense

Note for parents

We would love to see your child independently attempting writing their sentence using the sounds that they hear. (Don't worry we are good at working out their spelling). Please get your child to write their sentence on a piece of paper, take a photo and add to the next slide

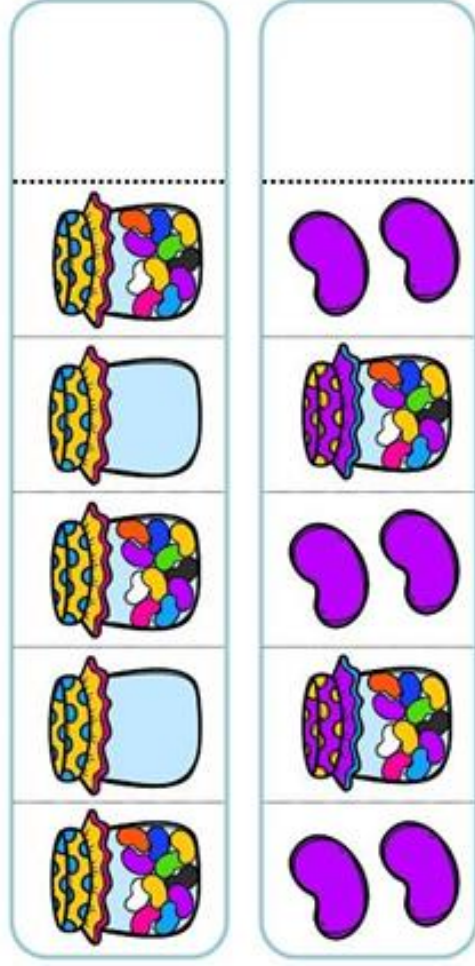


It is your turn! Write your sentence on paper or a whiteboard, then take a photo and add it to this slide. You might also like to click the microphone and record yourself reading your sentence.

Sheep have...



PATTERNS



This week we are learning all about **PATTERNS**



Learning Intention:

We are learning to recognise and copy patterns.



We will be successful if we can find a pattern and copy it.

We can see patterns all around us.

Some animals have patterns in their fur.

Can you guess which animal these patterns belong to?


Let's see if you guessed right!



So what do we know about patterns?

We know that patterns are things that repeat themselves. Patterns can be made from objects, sounds and items in our world.

We can find patterns all around us!




Maths talk



What patterns can you see?

Patterns in art

We can even make an artwork using patterns! Let's have a look at some artworks that use patterns.



Your task





Grab your art supplies. This could be textas, pencils, paint, crayons or it might even be natural items outside! Use your imagination to create an artwork that uses patterns.


You might use shapes to create patterns or you might even use colours. Be creative! Remember artworks don't need to be on paper you could paint a rock or even make a pattern from rocks, sticks and flowers. You could even use chalk on the footpath.

Have fun!

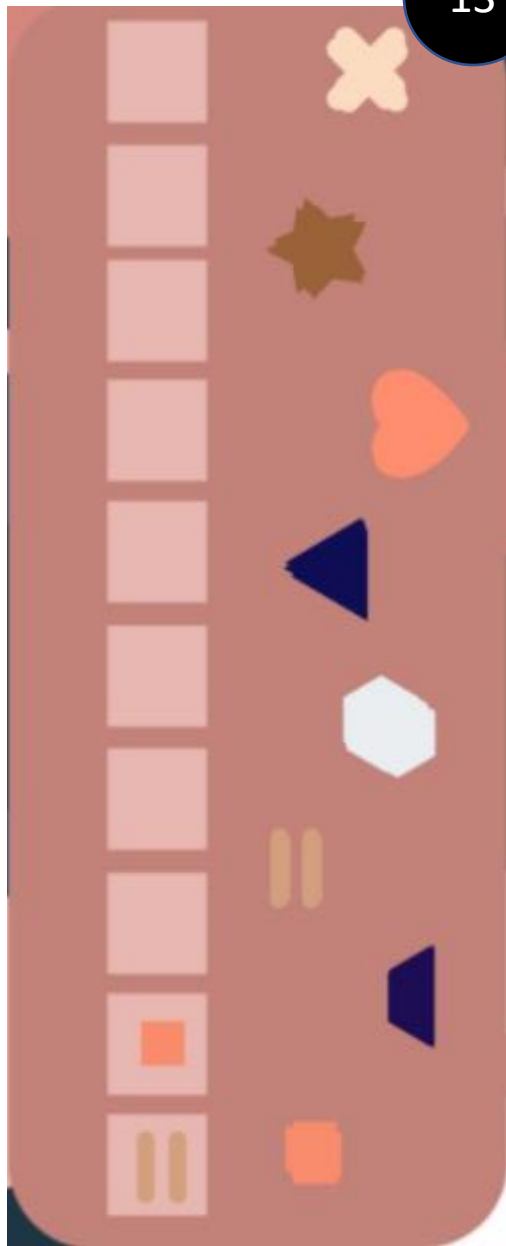
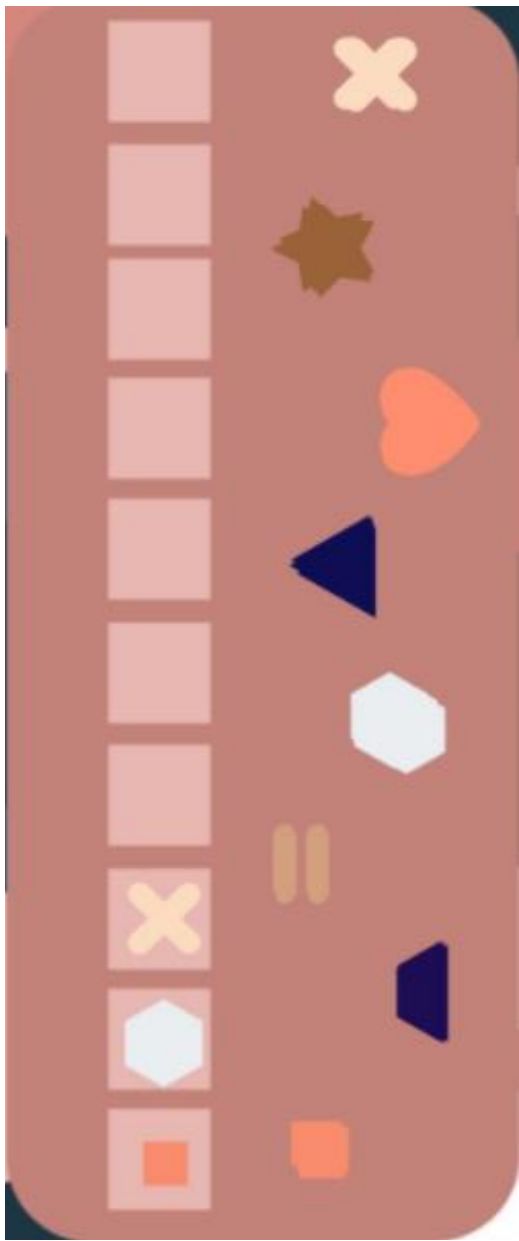
LOOK AT MY AMAZING PATTERN ARTWORK!

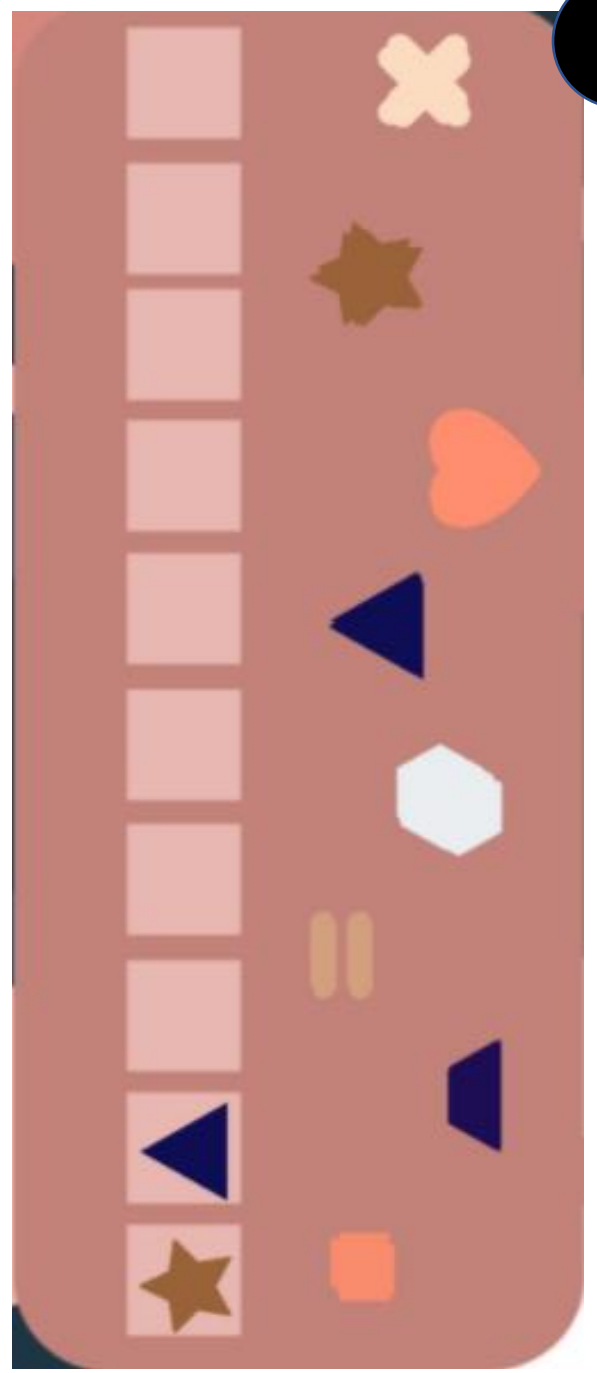
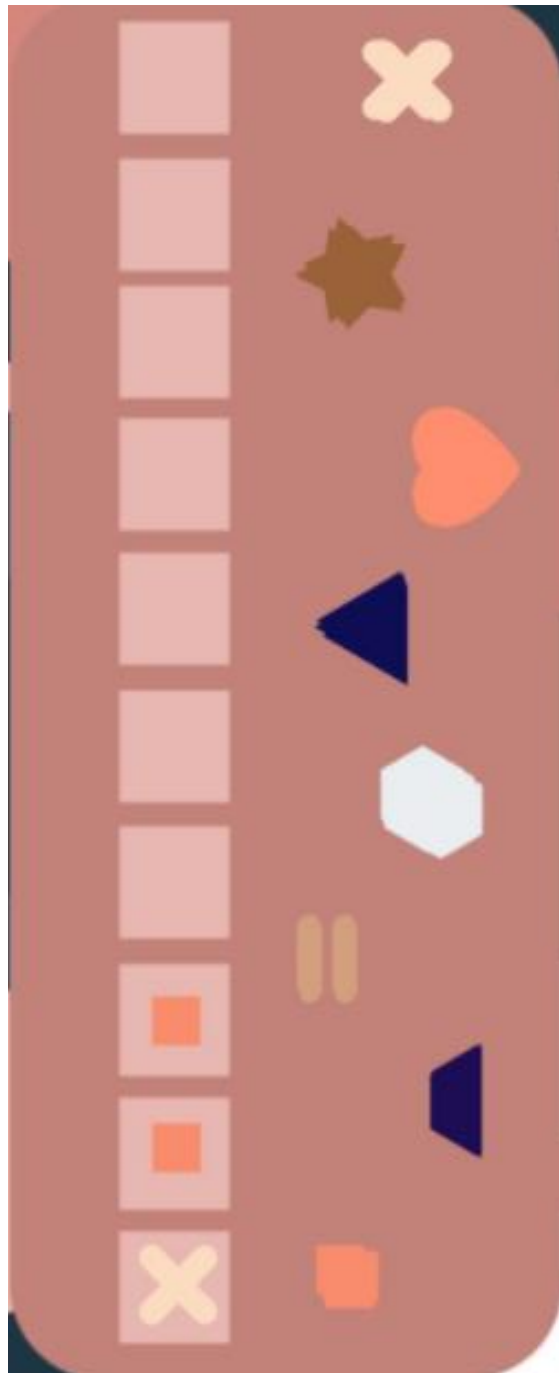
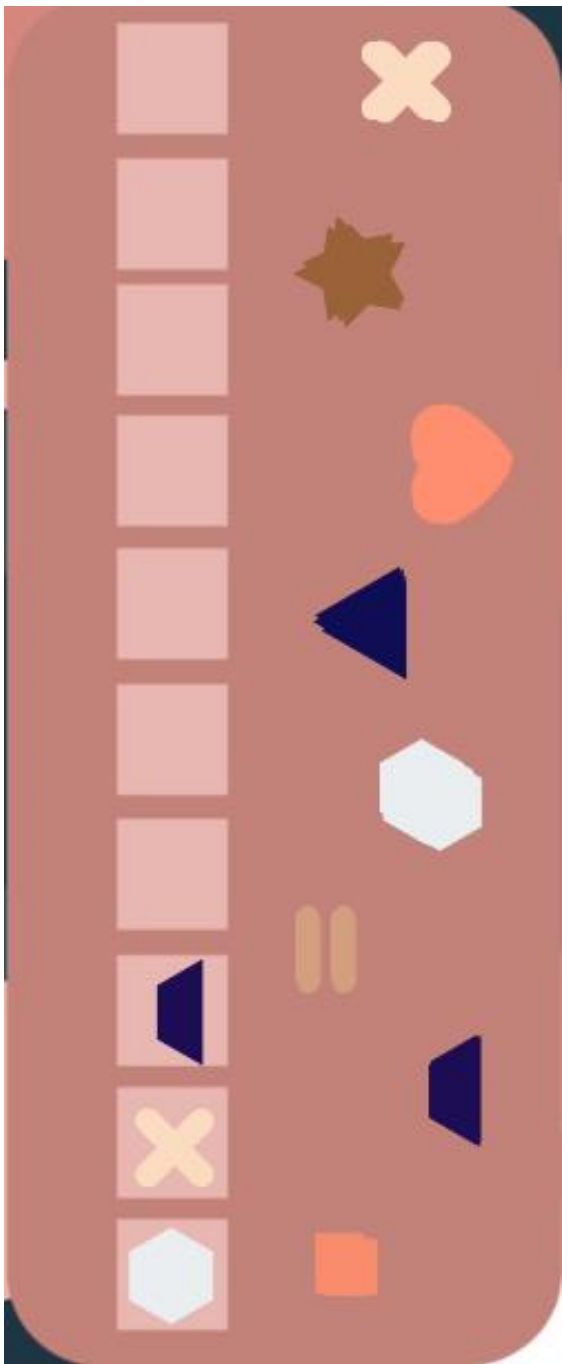
Copy these patterns

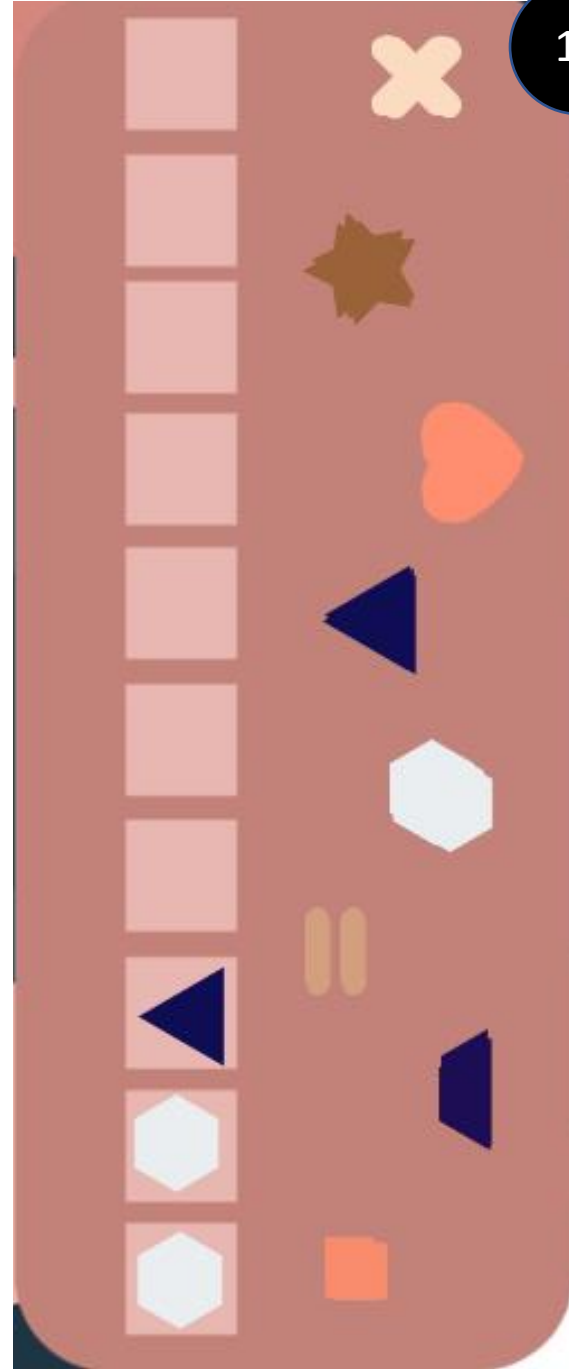
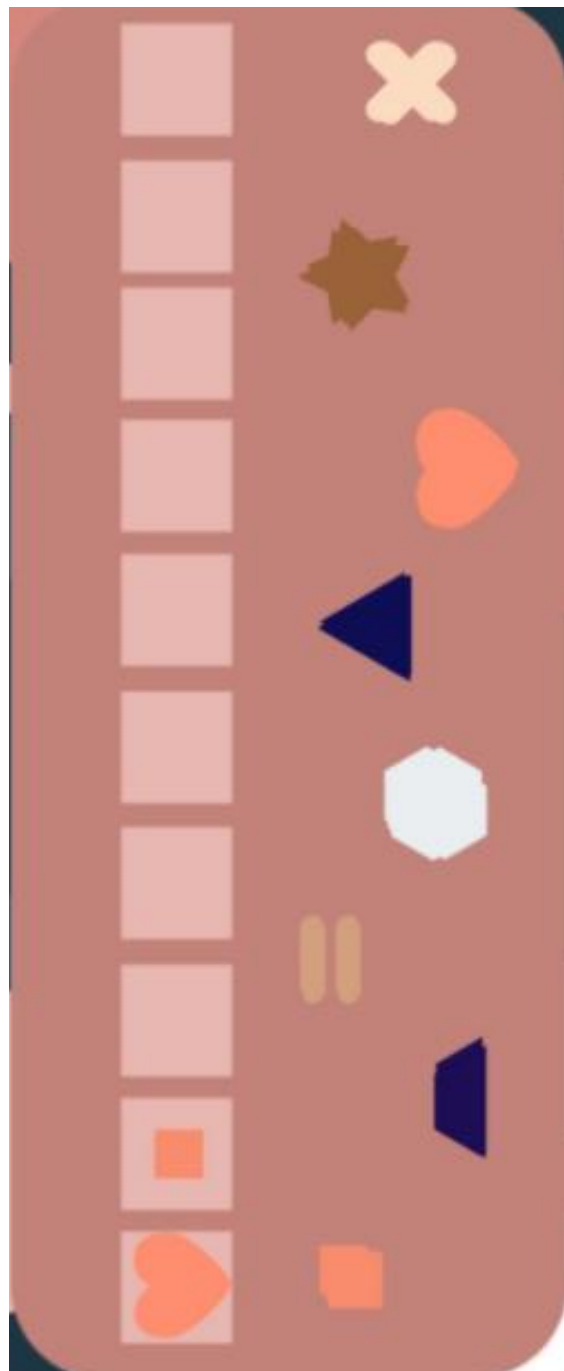
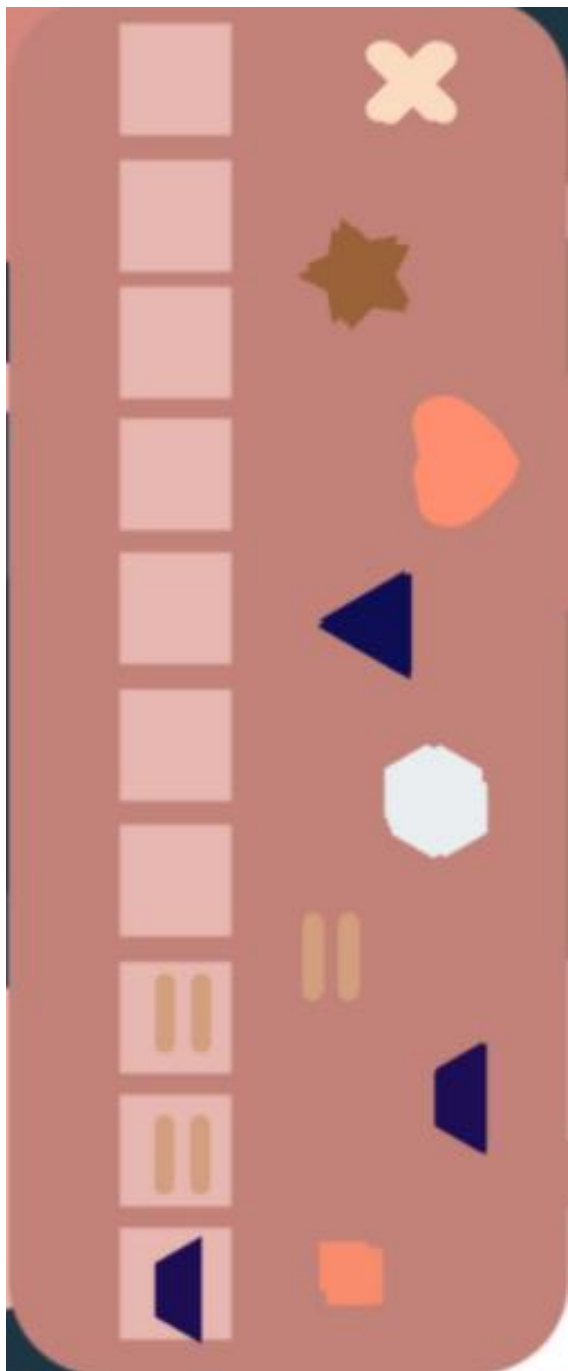


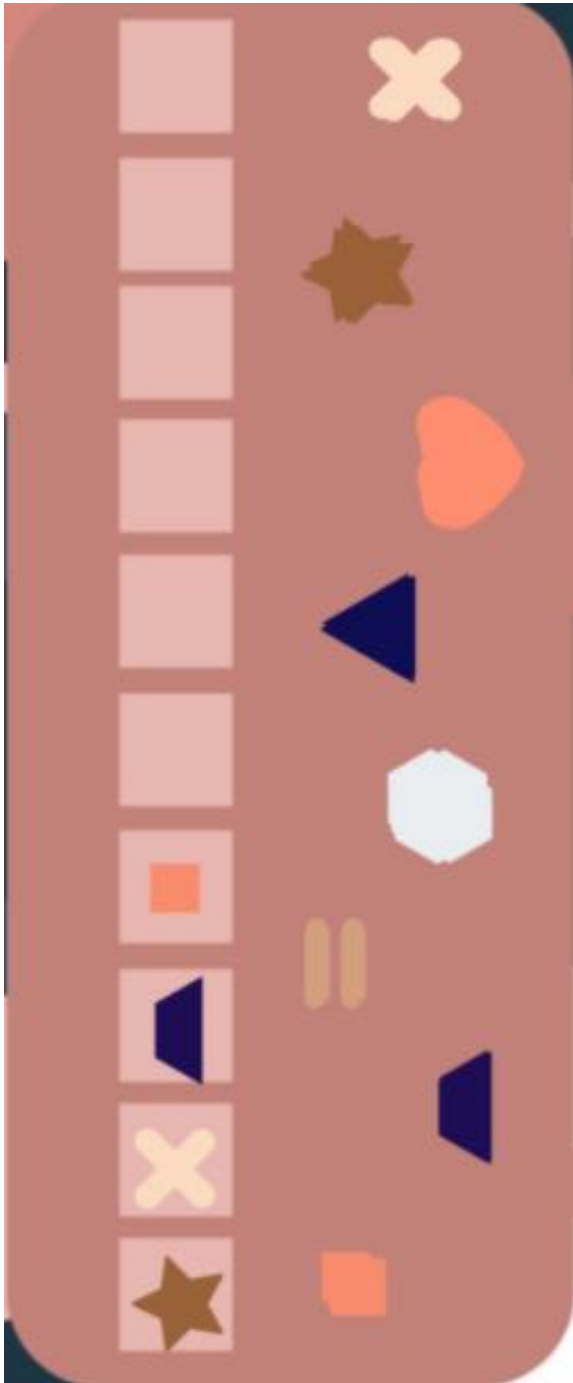


Continue these patterns.

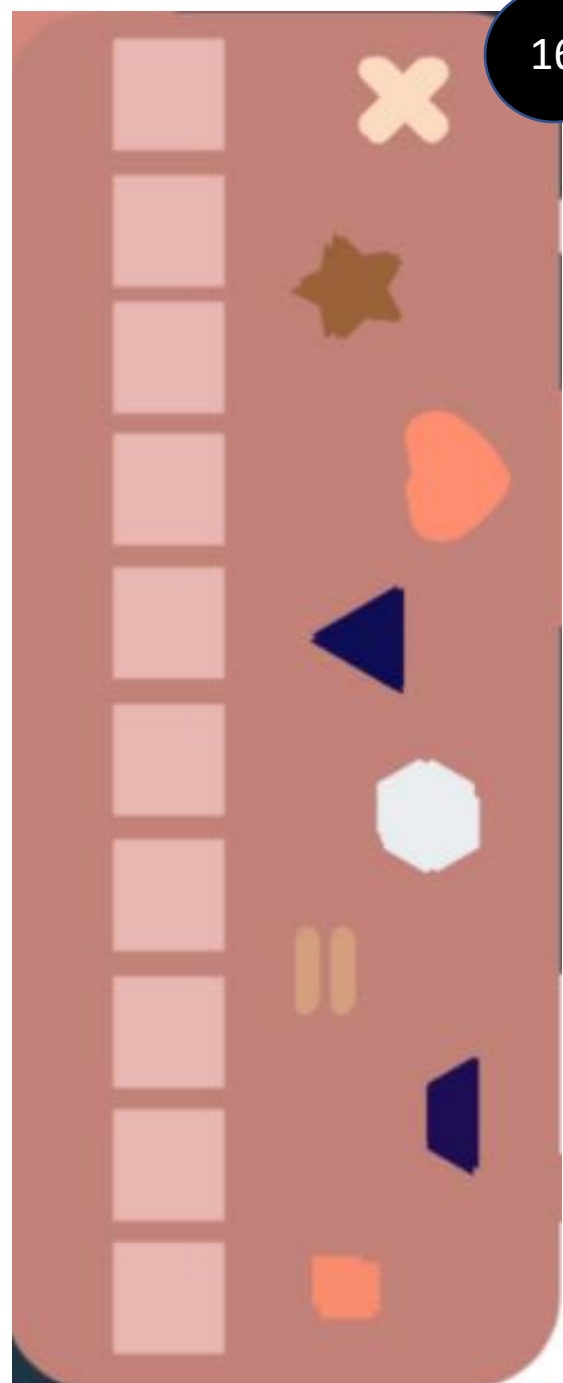
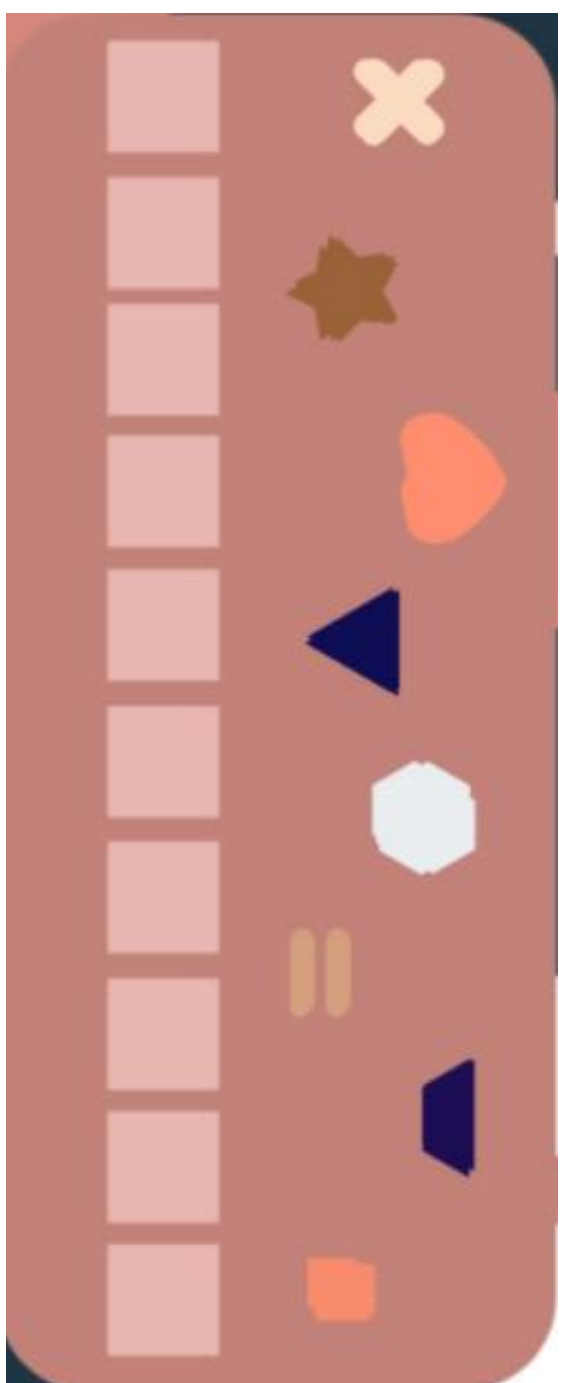






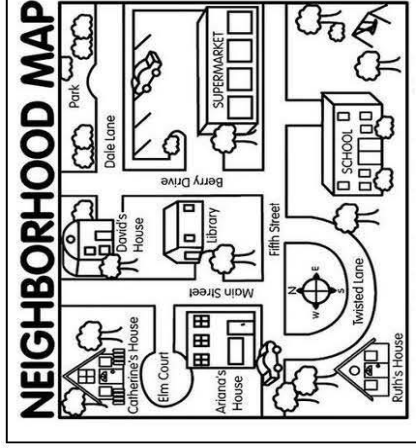


Make your own patterns

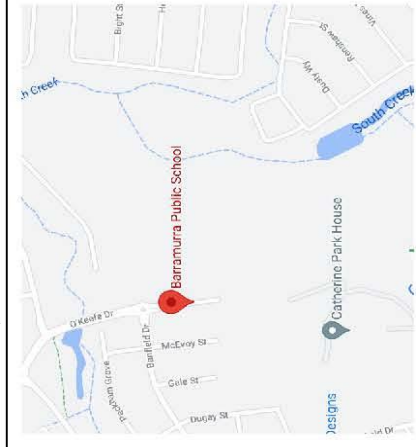


Geography - Lesson 2

We are learning how to draw a pictorial map.



A map tells you about a place using pictures.



'Bird's Eye View' song

We draw pictorial maps from a bird's eye view. Draw from above the place as if you a bird flying over it.



'Map My Room' book

In this book, the boy drew a map for Josh so he could find everything he would need to look after his hamster. What are some other reasons we need maps?

Draw a map of your bedroom. Start with drawing your walls and then include any objects that are inside them (e.g. your bed)



sheep

Sheep have been kept by farmers for thousands of years. They are best known for their coats of thick, shaggy, soft wool.



Every year, the farmer cuts off (shears) a sheep's wool. It is sent away to make jumpers and rugs.

A female sheep is called a **ewe**. Baby sheep are called **lambs**.



Lambs are born in the springtime. They drink their mother's milk.

A ewe with her lamb



We are learning to write a compound sentence.

We will be successful if we can use the simple sentences on the slides to make a compound sentence using a conjunction.

A **verb** is a **doing word** or an **action word**.
You will watch a video all about verbs in the next slide.

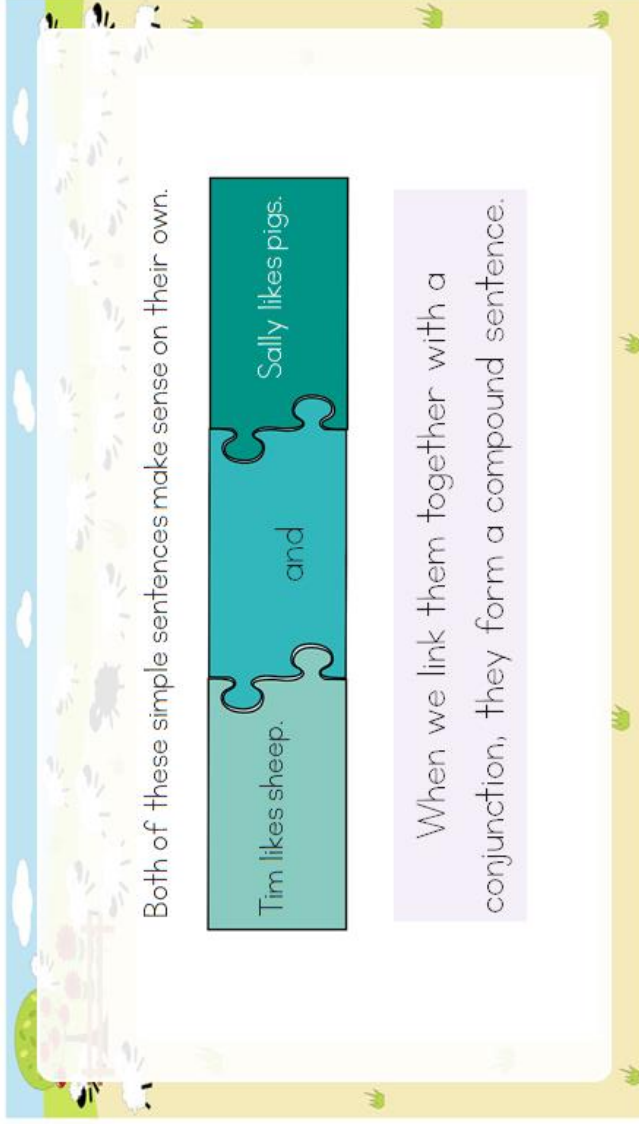
The **subject** is the **person** or **thing** (object) that **the sentence is about**.
This person or thing is doing something in the sentence.

What is a simple sentence?

A simple sentence is a group of words that expresses one complete thought. Every simple sentence must contain a **subject** and a **verb**.

Can you spot the subjects and the verbs in this simple sentences?

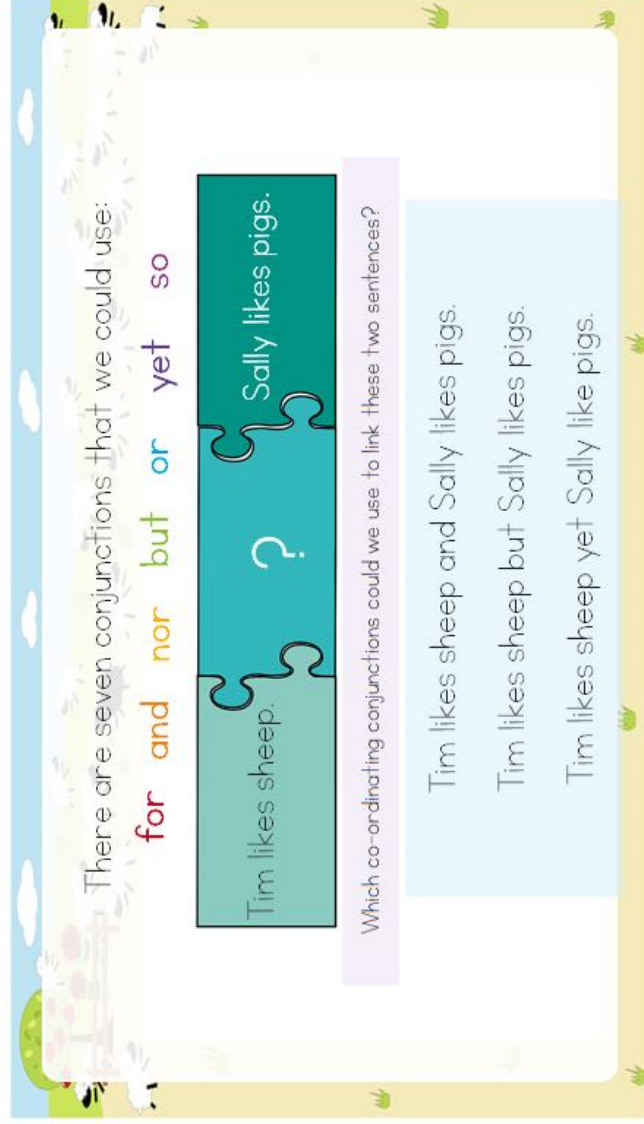
subject	Tim likes sheep.	verb
subject	Sally likes pigs.	verb



Both of these simple sentences make sense on their own.

Tim likes sheep. and Sally likes pigs.

When we link them together with a conjunction, they form a compound sentence.



There are seven conjunctions that we could use:

for **and** **nor** **but** **or** **yet** **so**

Tim likes sheep. ? Sally likes pigs.

Which co-ordinating conjunctions could we use to link these two sentences?

Tim likes sheep and Sally likes pigs.
Tim likes sheep but Sally likes pigs.
Tim likes sheep yet Sally like pigs.

Don't forget, these are conjunctions, and they join 2 simple sentences together to make a compound sentence.

for

or

yet

nor

but

and

so

Before you start writing, don't forget you need:

- a **capital letter** to start your sentences
- a **full stop** at the end of your sentences
- **spaces** between your words
- to **sound out** the words and write the words using the sounds you can hear.
- to **re-read** your sentence and make sure it makes sense.


On the next slides you will see some simple sentences. It is your job to use these sentences to create your own compound sentence using one of the conjunctions we have talked about.

Write your sentences on a piece of paper and upload a photo of your writing to the slides.

If you need help, go back and watch Mrs. Parker's video again and she will show you how to make a compound sentence.

Here is an example slide.

A female sheep is called a ewe. A baby sheep is called a lamb.



© Copyright 2017 www.teacherspayteachers.com

It is your turn! Can you turn my simple sentences into a compound sentence? Write it on paper, and add a photo below.

Sheep have soft wool on their body. Sheep have a short tail.



It is your turn! Can you turn my simple sentences into a compound sentence? Write it on paper, and add a photo below.

Male sheep are called rams. Rams have sharp horns.



Patterns

Can you find the
mistake?

Can you circle the incorrect pattern?

Use the pen tool to circle which pattern is incorrect

1



2



3



Can you circle the incorrect pattern?

Use the pen tool to circle which pattern is incorrect


1



2




3



Can you circle the incorrect pattern?

Use the pen tool to circle which pattern is incorrect

1



2



3



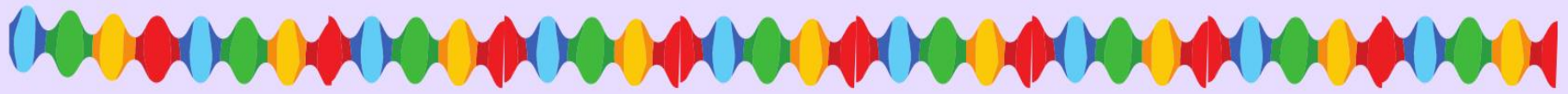
Can you circle the incorrect pattern?

Use the pen tool to circle which pattern is incorrect

1



2



3



Can you circle the incorrect pattern?

Use the pen tool to circle which pattern is incorrect



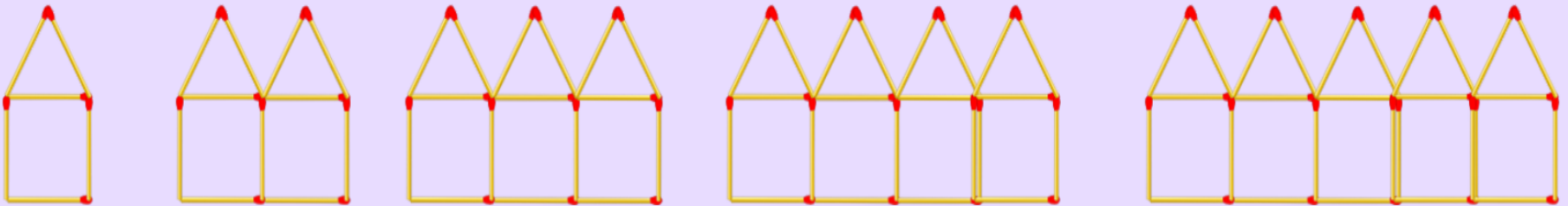
Can you circle the incorrect pattern?

Use the pen tool to circle which pattern is incorrect

1




2



3




Can you fix this pattern?




Draw the items to recreate this pattern with no mistakes

Can you fix this pattern?



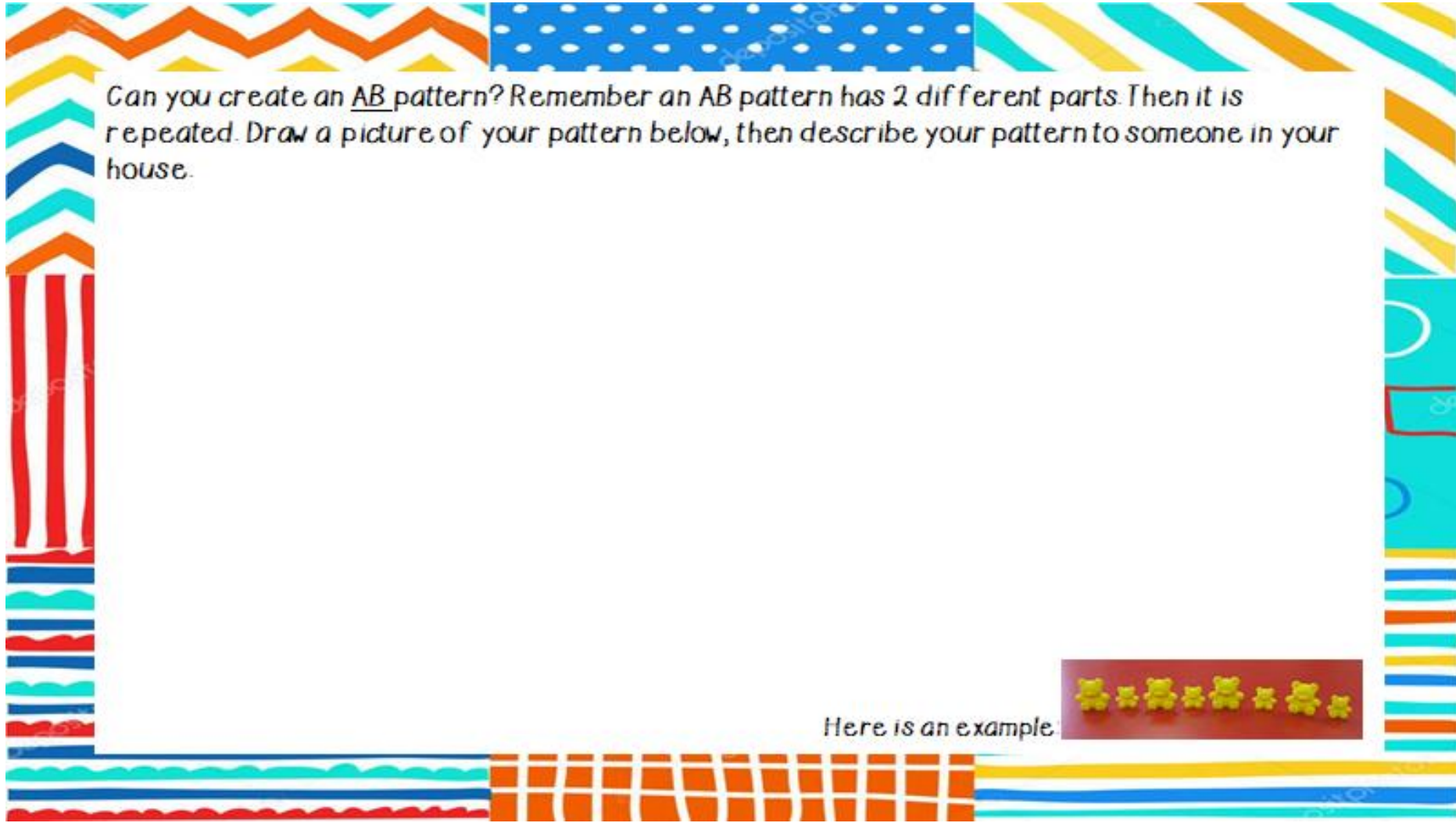
Draw the items to recreate this pattern with no mistakes

Can you fix this pattern?



Draw the items to recreate this pattern with no mistakes

Can you create an AB pattern? Remember an AB pattern has 2 different parts. Then it is repeated. Draw a picture of your pattern below, then describe your pattern to someone in your house.



Here is an example:



Can you create an AAB pattern? Remember an AAB pattern has 2 different parts, but the first part has 2 followed by one of the second part. Draw a picture of your pattern below, then describe your pattern to someone in your house.



Here is an example



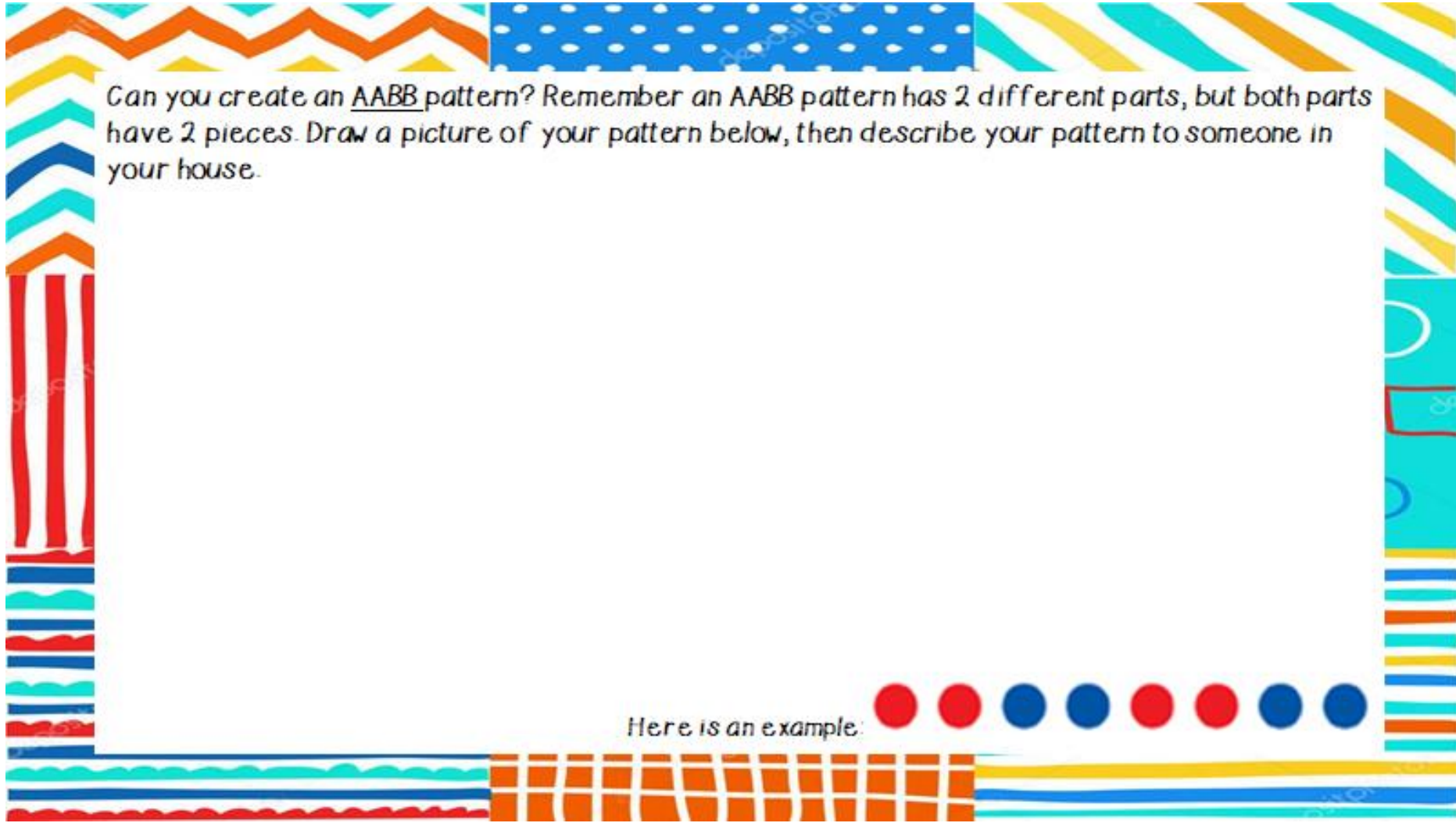
Can you create an ABB pattern? Remember an ABB pattern has 2 different parts, but the first part has 1 followed by two of the second part. Draw a picture of your pattern below, then describe your pattern to someone in your house.

Here is an example:



Can you create an AABB pattern? Remember an AABB pattern has 2 different parts, but both parts have 2 pieces. Draw a picture of your pattern below, then describe your pattern to someone in your house.

Here is an example:



Can you create an ABC pattern? Remember an ABC pattern has 3 different parts, and they are just repeated. Draw a picture of your pattern below, then describe your pattern to someone in your house.

Here is an example:



DRAMA - MIME



Watch a little of each of these clips on YouTube.

- [Le Mime Marceau](https://www.youtube.com/watch?v=XEspRrXf4&ab_channel=Films%26Do%20cumentaires) -
https://www.youtube.com/watch?v=XEspRrXf4&ab_channel=Films%26Do%20cumentaires
- [Mime - ET the Mime - The Car](https://www.youtube.com/watch?v=FPMBV3rd_hl&ab_channel=ETtheMime) -
https://www.youtube.com/watch?v=FPMBV3rd_hl&ab_channel=ETtheMime
- [Rowan Atkinson Live - Star of Mr.Bean - Funny invisible drum](https://www.youtube.com/watch?v=A_kloG2Z7tU) -
https://www.youtube.com/watch?v=A_kloG2Z7tU

Which mime artist was your favourite and why?

Mime involves expressing yourself physically, using gestures (moving your body parts), being exact with details and using facial expressions.

Game: Mirror Me!

1. Find someone in your house that you can work with on this activity.
2. Face each other and choose who will go first (you will both get a turn!)
3. Standing in one spot, the person going first will start to move their arms slowly while the other person copies them as if they were a mirror. Don't move too fast! Try to copy facial expressions too.
4. Use some ideas from the videos you watched earlier.
5. You can swap after a minute.
6. If you can, get someone to take a short video and upload it onto Seesaw.

Mrs Bennett 2021

Writing: Compound sentences



Learning Intention - We are learning to write a compound sentence.

Success Criteria - We will know we are successful if we have:

- joined 2 simple sentences together using special joining words called conjunctions.

Don't forget, these are conjunctions, and they join 2 simple sentences together to make a compound sentence.

for

or

nor

yet

but

and

A **verb** is a **doing word** or an **action word**.

What is a simple sentence?

The **subject** is the **person** or **thing** (object) that **the sentence is about**. This person or thing is doing something in the sentence.

A simple sentence is a group of words that expresses one complete thought. Every simple sentence must contain a **subject** and a **verb**.

Can you spot the subjects and the verbs in this simple sentence?

subject

Tom likes horses.

verb

subject

Tina likes piglets.

verb

Both of these simple sentences make sense on their own.



When we link them together with a conjunction, they form a compound sentence.

Don't forget, these are conjunctions, and they join 2 simple sentences together to make a compound sentence.

for

or

yet

nor

but

and

so

What the similarities and differences between a sheep and a chicken?



Now it's your turn can you write a compound sentence



Write a compound sentence about the sheep and the cow.



Compound sentences



Don't forget, these are conjunctions, and they join 2 simple sentences together to make a compound sentence.

for

or

nor

yet

but

and

so

Now it's your turn can you write a compound sentence



Write a compound sentence about the chick and the piglet.



Compound sentences



Don't forget, these are conjunctions, and they join 2 simple sentences together to make a compound sentence.

for

or

nor

yet

but

and

so

Challenge Time! This part of the activity is **optional**.
Can you write one simple sentence and one compound sentence.



Write a simple sentence and a compound sentence about these animals.



CHALLENGE!

Don't forget, these are conjunctions, and they join 2 simple sentences together to make a compound sentence.

for

or

nor

yet

but

and

so

Patterns

**Copy, continue and
describe patterns**

Can you complete this pattern? Make sure to describe the pattern as you are complete.



Complete this pattern and show your adult.

Can you complete this pattern? Make sure to describe the pattern as you are complete.




Complete this pattern and show your adult.

Can you complete this pattern? Make sure to describe the pattern as you are complete.



Complete this pattern and show your adult.

Can you complete this pattern? Make sure to describe the pattern as you are complete.



Complete this pattern and show your adult.