



Barramurra
Public School

Learning from Home Package

Week 1 Term 3

STAGE ONE



CONTENTS

Home Learning Matrix

Tuesday Activities









Wednesday Activities






Thursday Activities

Friday Activities

Additional Activities

Activities can be completed digitally on the Seesaw app or as a hard copy and uploaded as an image to Seesaw

	Tuesday	Wednesday	Thursday	Friday
Good Morning	<p>Answer the question given by your teacher on Seesaw and say good morning!</p> <p>शुभ - प्रभात 'Good morning' in Nepali</p>	<p>Answer the question given by your teacher on Seesaw and say good morning!</p> <p>добро јутро 'Good morning' in Serbian</p>	<p>Answer the question given by your teacher on Seesaw and say good morning!</p> <p>صباح الخير 'Good morning' in Arabic</p>	<p>Answer the question given by your teacher on Seesaw and say good morning!</p> <p>ua mai le taeao 'Good morning' in Samoan</p>
Reading	<p>PM Online: Log on to your PM reading account. Read a book from your bookshelf.</p> <p>or</p> <p>Offline: Read for 15-20 mins a book of choice</p> <p>then</p> <p>Fill out your daily reading log on Seesaw or in your booklet</p>	<p>PM Online: Log on to your PM reading account. Read a book from your bookshelf.</p> <p>or</p> <p>Offline: Read for 15-20 mins a book of choice</p> <p>then</p> <p>Fill out your daily reading log on Seesaw or in your booklet</p>	<p>PM Online: Log on to your PM reading account. Read a book from your bookshelf.</p> <p>or</p> <p>Offline: Read for 15-20 mins a book of choice</p> <p>then</p> <p>Fill out your daily reading log on Seesaw or in your booklet</p>	<p>PM Online: Log on to your PM reading account. Read a book from your bookshelf.</p> <p>or</p> <p>Offline: Read for 15-20 mins a book of choice</p> <p>then</p> <p>Fill out your daily reading log on Seesaw or in your booklet</p>
Writing	<p>Two Truths and a Wish</p> <p>Write about 2 things you did over the holidays and 1 thing you wish you did. Don't tell your teacher which is which and they will try to guess your wish!</p>  <p>Complete the Seesaw activity or page in your booklet.</p>	<p>Would You Rather</p> <p>Would you rather be a dolphin or a dinosaur? Explain your reasons for your choice!</p>  <p>Complete the Seesaw activity or page in your booklet.</p>	<p>Watch My Favourite Movie!</p> <p>Write a letter to your teacher to convince them to watch your favourite movie. Tell them why it is so good and maybe they will watch it!</p>  <p>Complete the Seesaw activity or page in your booklet.</p>	<p>Principal for a Day</p> <p>Imagine you are our school Principal for a day. What would you do?</p>  <p>Complete the Seesaw activity or page in your booklet.</p>
Maths	<p>Ocean Eye Spy Graph</p> <p>Complete the activity on Seesaw or in your booklet.</p> 	<p>Cutlery Scavenger Hunt Tallies</p> <p>Complete the activity on Seesaw or in your booklet.</p> 	<p>3D Graphs</p> <p>Complete the activity on Seesaw or in your booklet.</p> 	<p>Reading Graphs</p> <p>Complete the activity on Seesaw or in your booklet.</p> 

	Tuesday (cont.)	Wednesday (cont.)	Thursday (cont.)	Friday (cont.)
Other KLA's	<p>Geography Where am I?</p>  <p>Complete the activity on Seesaw or in your booklet</p>	<p>Science Patterns of the Sun</p>  <p>Complete the activity on Seesaw or in your booklet</p>	<p>PD/H/PE Being me!</p>  <p>Complete the activity on Seesaw or in your booklet</p>	<p>Creative Arts Mr Squiggle</p>  <p>Complete the activity on Seesaw in your booklet</p>
Additional Optional Activities	<p>Learning Warm Ups Complete the number of the day and word of the day templates on Seesaw or hard copy and submit when complete</p> <p>Reading Eggs/Fast Phonics (Online English) Log on to Reading Eggs and complete the tasks set by your teacher! Your teacher will be able to see when these have been completed. You can also explore and play when you have done any assigned tasks.</p> <p>Prodigy (Online Maths) Log on to Prodigy and complete the tasks set by your teacher! Your teacher will be able to see when these have been completed. You can also explore and play when you have done any assigned tasks.</p> <p>Outdoor Physical Activity and Play Teachers will post some ideas for things you can do each day on Seesaw. You could post a picture or video of yourself getting out and getting active.</p> <p>Department of Education - Learning from Home Resources https://education.nsw.gov.au/teaching-and-learning/learning-from-home/learning-at-home</p> <p>Check Seesaw for any additional optional activities posted throughout the week</p>			
Help and Support	<p>Please message your teacher on SeeSaw if you require any support with these activities or using Seesaw, PM Collection, Reading Eggs or Prodigy. A member of our Stage 1 teaching team will be in contact with you as soon as they can to help!</p> <p>WE ARE HERE TO HELP</p> 			

TUESDAY

What's Planned Today?

Reading

Writing

Maths

Geography

★ everything ★
★ is ★
figure out able



Term 3 Week 1 – Tuesday

Reading - Predicting

Name: _____

Date: 13.7.21

Our Reading focus for today is on 'Making Predictions'. When you make a prediction before reading you need to use the title and the illustrations on the front cover to predict (which means guess) what the story will be about.

Your task is to:

- ❖ Select a book of your choice from home.
- ❖ Before reading this book, look at the front cover and make a prediction of what you think this book might be about.
- ❖ Now read your book.
- ❖ Finally, answer the comprehensions below.

Comprehension Questions

1. Who is the author? What does he/she do?

2. Who is the illustrator? What does he/she do?

3. Write your prediction that you made about the story earlier.



Term 3 Week 1 – Tuesday
Writing – Two Truths and a Wish


Name: _____

Date: 13.7.21

Your writing activity for today is called 'Two Truths and a Wish'.







Your task is to:

- ❖ Write about 2 things you did over the school holidays and 1 thing you wish you did!
- ❖ Don't tell your teacher which 2 things are the 'truth' and don't tell your teacher which thing is a 'wish'.
- ❖ Your teacher's job is to guess your wish!
- ❖ Make sure all your sentences start with a capital letter and finish with a full stop. Don't forget to reread your writing to check it all makes sense.
- ❖ We can't wait to be entertained and read your writing!



Ocean I Spy

Complete the graph as you count the ocean creatures.

	1	2	3	4	5	6
	1	2	3	4	5	6
	1	2	3	4	5	6
	1	2	3	4	5	6
	1	2	3	4	5	6
	1	2	3	4	5	6

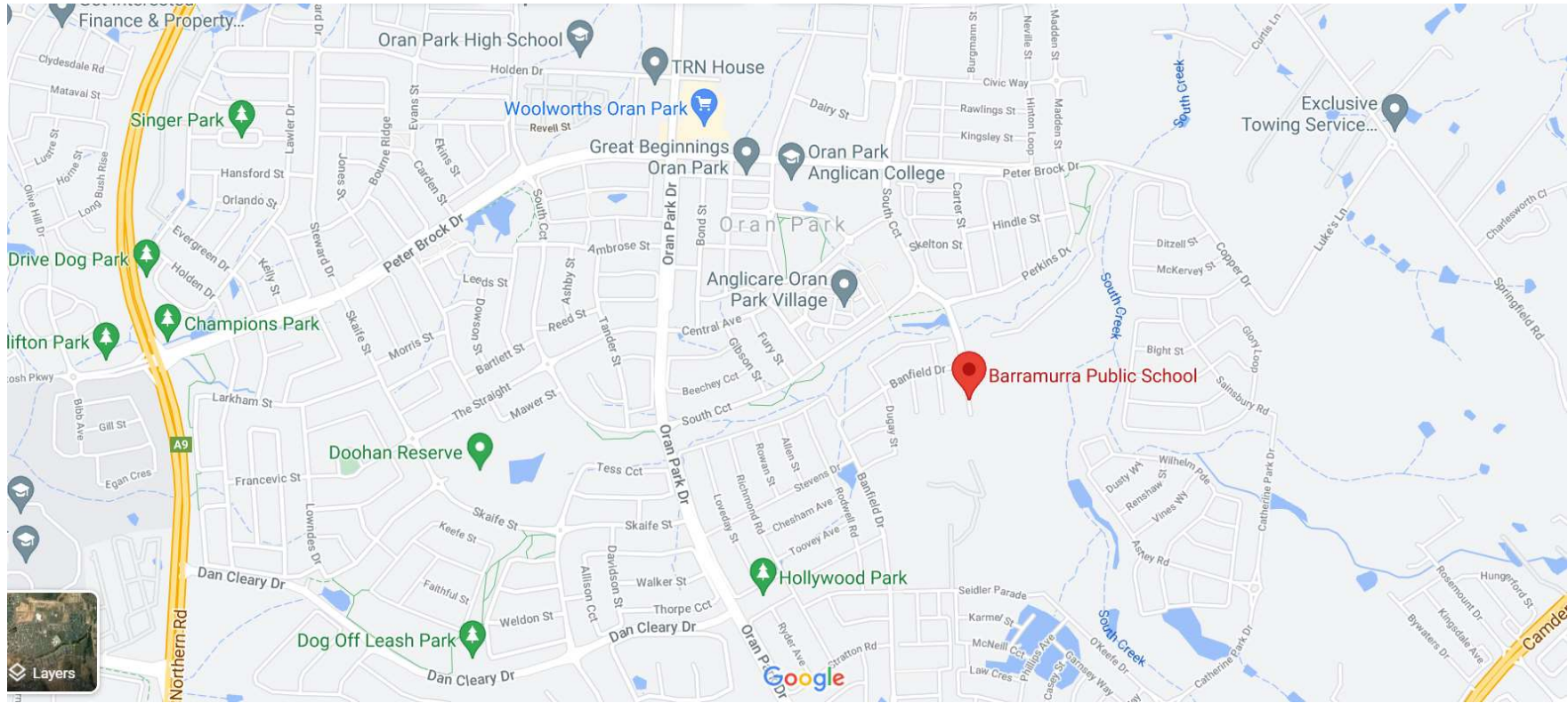


Geography — Where Am I?

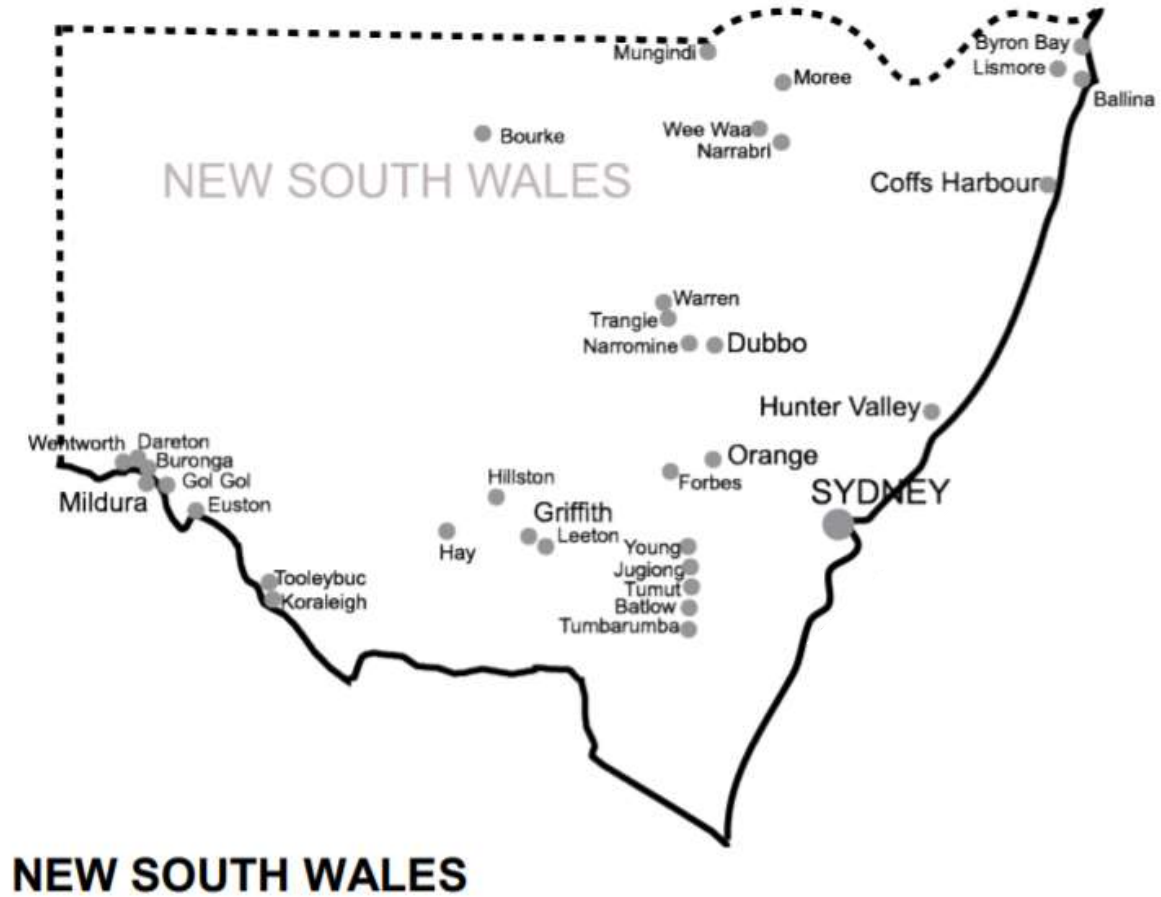
Activity Steps:

1. See if you can find our school on Map 1. If you can, draw a triangle (\triangle) on it.
2. Find Hollywood Park on the same map and draw a circle (\circ) on it.
3. Find Oran Park shops on the same map and draw a square (\square) on it.
4. We all live in a city called Sydney. On Map 2, put a circle (\circ) around Sydney.
5. Sydney is a city in the state of New South Wales. On Map 3, colour in the state of New South Wales.
6. We all live in a country called Australia. On Map 4, colour in Australia.
7. Upload a picture of each of your maps to the Seesaw activity

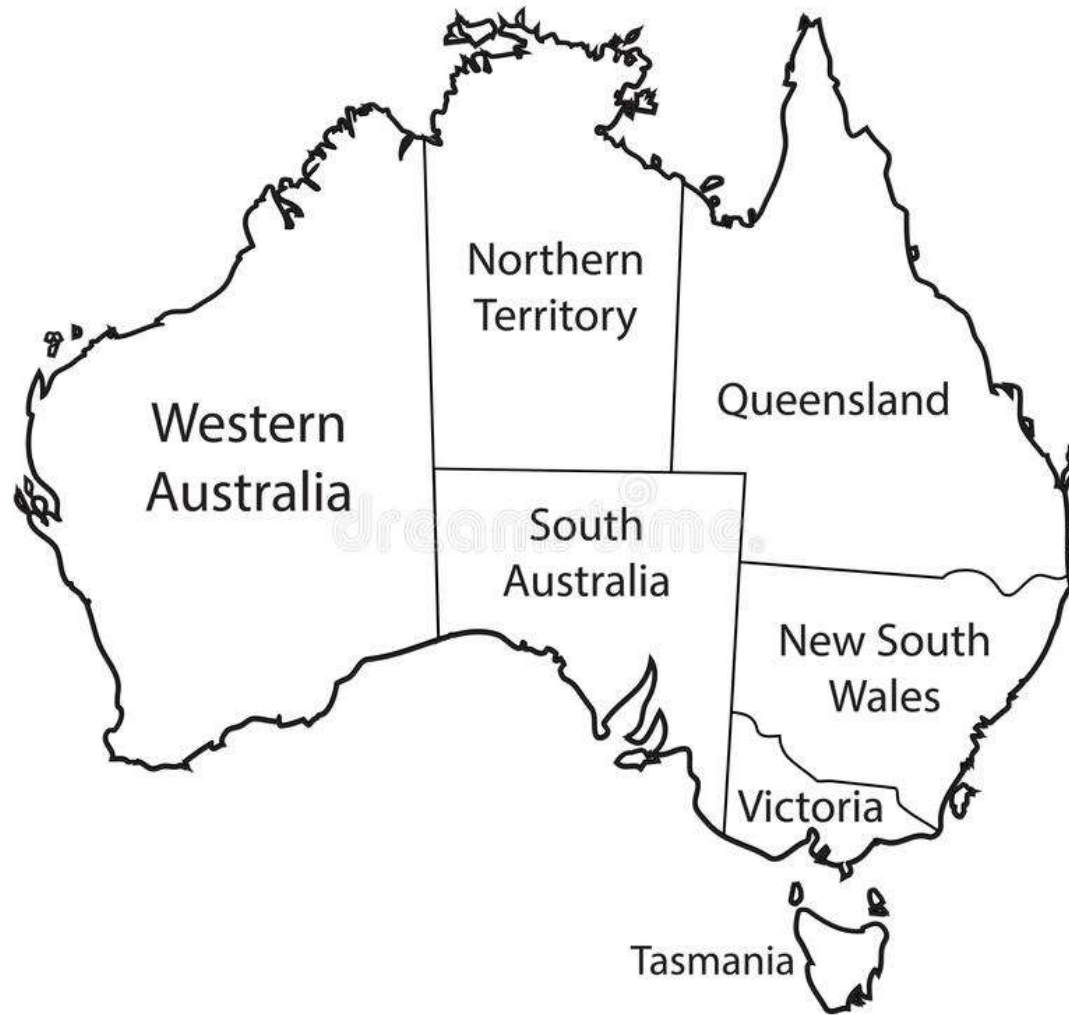
Map 1



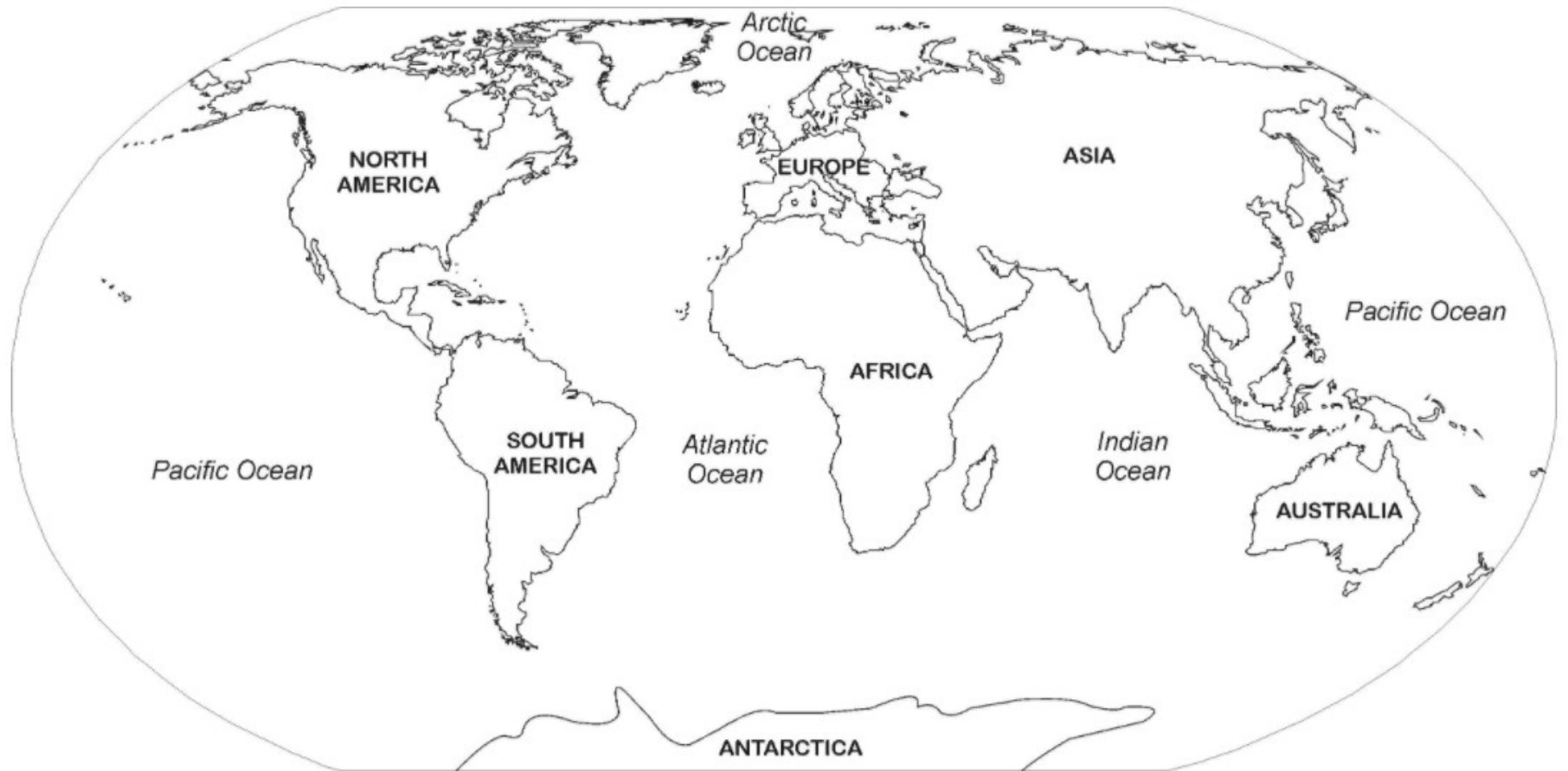
Map 2



Map 3



Map 4



WEDNESDAY

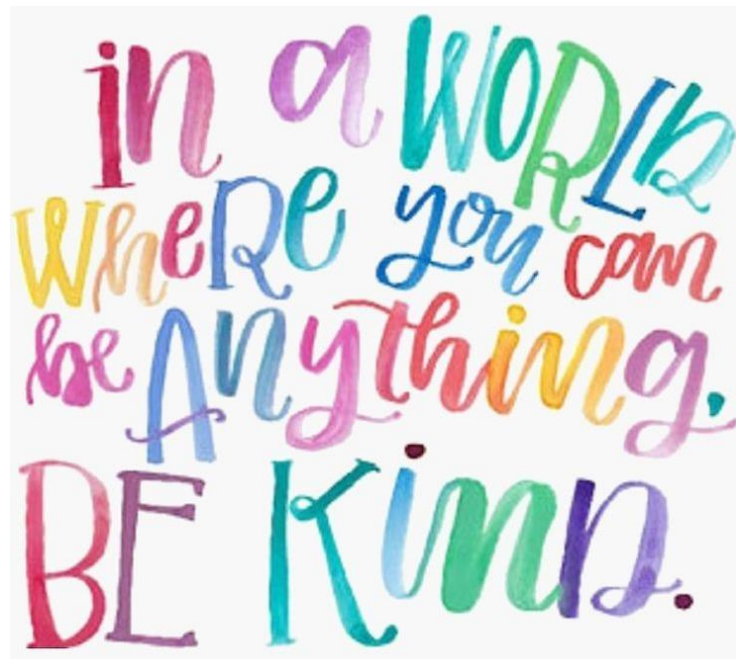
What's Planned Today?

Reading

Writing

Maths

Science



in a world
where you can
be anything.
BE KIND.



Term 3 Week 1 – Wednesday
Reading – Text to Self Connection

Name: _____

Date: 14.7.21

Our Reading focus for today is on 'Making text to self connections after reading. When you make a text to self connection you must think about how something in the story (text) reminded you of something that might've happened in your own life.

Your task is to:


- ❖ Select a book of your choice from home.
- ❖ Now read your book.
- ❖ Now, have a think, how did this book remind you of something in your own life? Keep it in your head because you need to write it below.
- ❖ Finally, answer the comprehensions below.

Comprehension Questions

1. Who are the main characters in the story?

2. Who is your favourite character and why?

3. Write your text to self connection below.



Use tally marks to count how many spoons, forks and butter knives you have in your kitchen

Remember: A tally mark is one line per item and are grouped in 5 eg. The number 12 would look like this 

Item	Tally	Total
 Spoons		
 Forks		
 Knives		

Science: Read the pages of this book and complete the activities that follow

Patterns of the Sun



Sunset




Sunset happens at the end of the day as the Sun slowly becomes low in the sky. The sky changes colours and becomes darker.

What is a pattern?

A pattern is a repeating order of something that we can follow.



We can also see patterns in our world.



Patterns of the Sun

The Sun looks like it moves in a pattern across the sky that repeats each day.

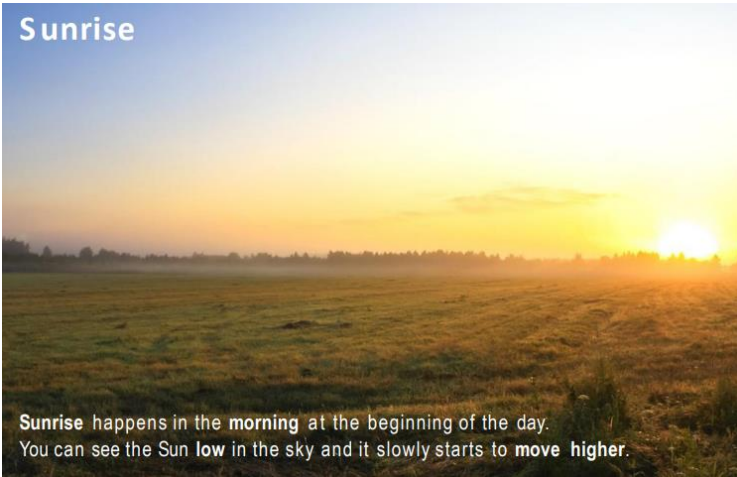
Let's have a look at the patterns of the Sun.

Safety tip

Never look at the sun directly, even if you have sunglasses on. It can cause damage to your eyes.

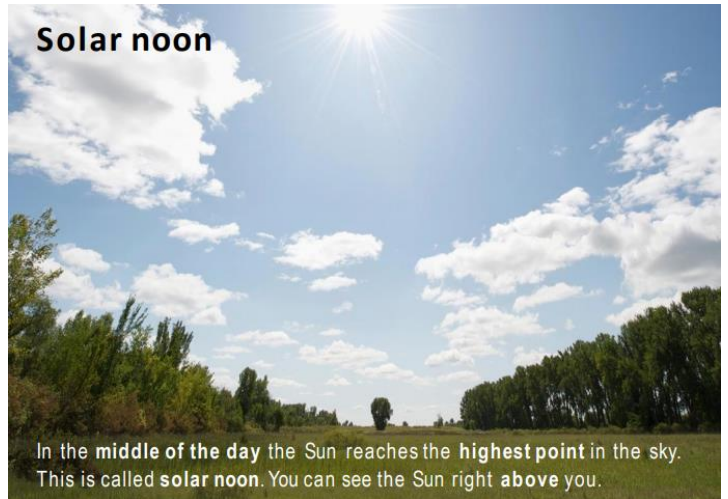


Sunrise



Sunrise happens in the morning at the beginning of the day. You can see the Sun low in the sky and it slowly starts to move higher.

Solar noon



In the middle of the day the Sun reaches the highest point in the sky. This is called solar noon. You can see the Sun right above you.

Night



When we can't see the Sun in the sky anymore it is night. With no sunlight, the sky is dark and we can see the Moon and stars.


What is the pattern?






8

Make a poster showing the path the Sun takes in the sky.

A large, empty rectangular box with rounded corners, intended for students to draw a poster showing the path of the Sun in the sky.



- 9 Think about activities that we can do in the day when it is light outside, and the activities we can do when it is night and dark outside. Write or draw some examples in the circles.



Day

Night

Both



THURSDAY

What's Planned Today?

Reading

Writing

Maths

PD/H/PE

A PERSON
WHO NEVER
MADE A
MISTAKE,
NEVER
TRIED
ANYTHING
NEW

Albert Einstein



Term 3 Week 1 – Thursday

Reading - Fluency

Name: _____

Date: 15.7.21

Our Reading focus for today is on 'Reading Fluency'. Reading sounds like talking, so when you are reading fluently you aren't reading like a robot. Reading fluency is when you are reading smoothly and with expression.

Your task is to:

- ❖ Select a book of your choice from home.
- ❖ Now read your book.
- ❖ Read it once more, this time ensuring you are reading fluently (smoothly and with expression).
- ❖ Finally, answer the comprehensions below.

Comprehension Questions

1. Where is the story set?

2. Did you like the ending of the story? Why/Why not?

3. Do you think you read your book fluently (which means smoothly and with expression) why/why not?



Term 3 Week 1 – Thursday
Writing – Watch my favourite movie!


Name: _____

Date: 15.7.21

Your writing activity for today is called 'Watch my favourite movie!'.

Your task is to:

- ❖ Write a letter to your teacher to convince him/her to watch your favourite movie.
- ❖ Tell your teacher why it is so good and maybe he/she will watch it!
- ❖ Remember, when we write to persuade someone of our opinion we need to use strong words like: must, have to, certainly, strongly, definitely to convince them of our opinion.
- ❖ Make sure all your sentences start with a capital letter and finish with a full stop. Don't forget to reread your writing to check it all makes sense.





3D Graphs

Activity Steps:

1. Find an object in your house that you have lots of in different colours. Some ideas include; Lego pieces, coloured pegs, hot wheels cars, hair clips and bows, smarties or other lollies, pencils or textas.
2. Create a graph on the floor, table, piece of paper
3. Group your objects according to colour and arrange on your grid
4. Try to make sure you leave the same amount of space between your objects to make your graph nice and even
5. Upload a picture of your graph to the Seesaw activity

Look! Here are some examples of what your graph could look like!



Being Me!

Your Task: You are going to design a hand print which shows who you are.

1. Think about all the qualities and abilities that you have.
2. Choose 5 qualities and abilities that you have. Look at the example on page 2 and the word bank on page 3 to help you choose 5.
3. Use a pencil to write your name on the wrist.
4. Use a pencil to write in the 5 qualities or abilities that you have on each finger of your hand.
5. Use colours to draw a picture of one of your qualities or abilities in the middle of the hand.
6. Then you are all done!



Here is an example of your finished hand.

Being Me!



Word Bank of Your Qualities and Abilities

Kind 	Music 	Doing art 
Friendly 	Soccer 	Gardening 
Honest 	Netball 	Singing 
Problem solver 	Basketball 	Building 
Funny 	Swimming 	Cooking 
Respectful 	Dancing 	Reading 
Creative 	Learner 	Playing 

FRIDAY

What's Planned Today?

Reading

Writing

Maths

Art

be 
 CREATIVE
 



Term 3 Week 1 – Friday

Reading - Summarising

Name: _____

Date: 16.7.21

Our Reading focus for today is on 'Summarising' a story after reading. When you summarise a book you retell the story in your own words. You focus on the important things that happened from the story in the correct order.

Your task is to:

- ❖ Select a book of your choice from home.
- ❖ Now read your book.
- ❖ Summarise what happened in your story. Tell an adult or an older sister/brother the important things that happened in your story in the correct order.
- ❖ Finally, answer the comprehensions below.

Comprehension Questions

1. What happened at the beginning of the story?

2. What happened in the middle of the story?

3. What happened at the end of the story?



Term 3 Week 1 – Friday
Writing - Principal for a Day

Name: _____

Date: 16.7.21

Your writing activity for today is called 'Principal for a Day'.

Your task is to:

- ❖ Imagine you are Principal of Barramurra Public School. What would you do?
- ❖ Make sure you have at least 3-4 points of what you would change or do if you were Principal for a day. You can definitely write more points if you would like to extend yourself.
- ❖ Make sure all your sentences start with a capital letter and finish with a full stop. Don't forget to reread your writing to check it all makes sense.
- ❖ We can't wait to read what you would do if you were Principal for Day!

1. _____

2. _____





















3. _____


4. _____

5. _____

How Many Flies Did Each Frog Eat? - Picture Graph

The hungry frogs are eating flies on the pond. Look at the picture graph and the key below. Count the number of flies that each frog ate.






Green Frog 					
Red Frog 					
Purple Frog 					
Blue Frog 					
Yellow Frog 					

KEY	 = 1 Fly
-----	---

Name _____ Date _____

I Can Read Picture Graphs

Colour in the frogs and complete the data table below.
Remember to look carefully at the picture graph and the key.

Frog					
Total Number of Flies Eaten					

Use the data to answer the following questions:

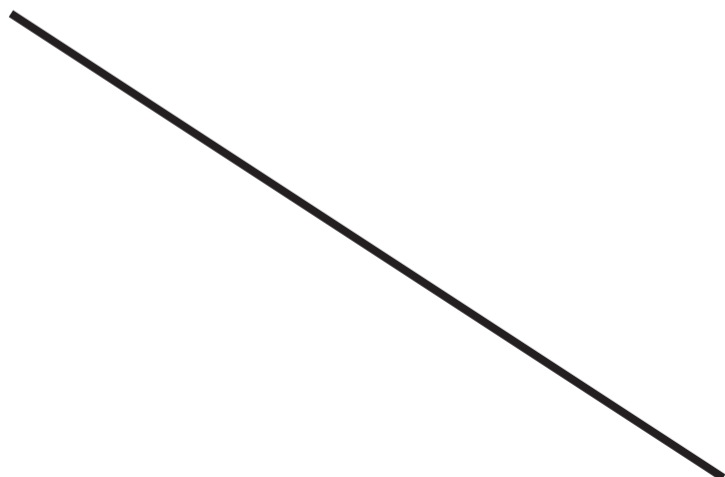
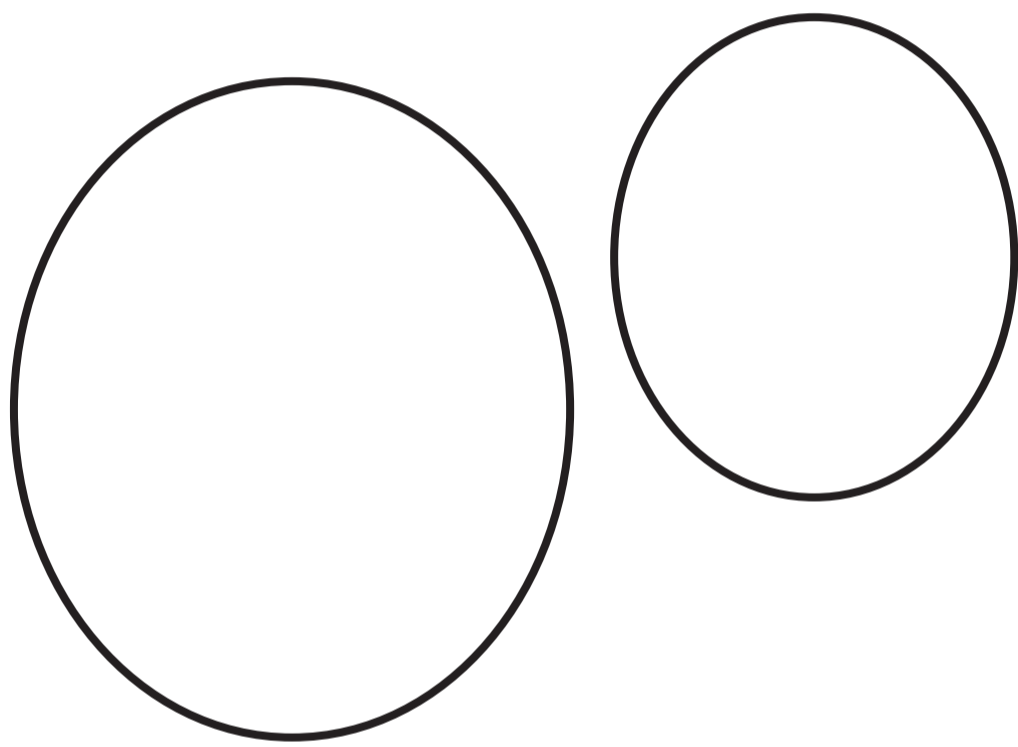
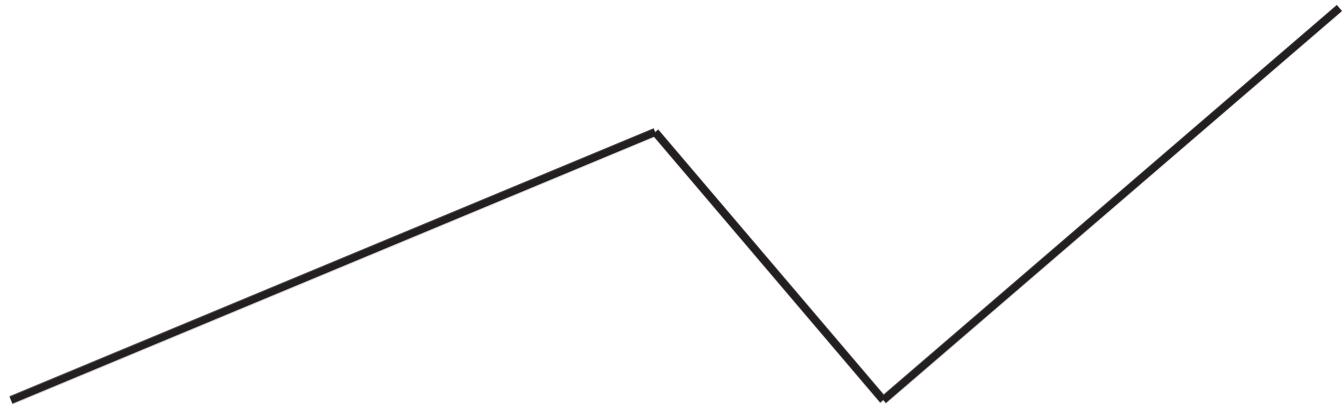
How many flies did the green frog eat? _____


How many flies did the purple frog eat? _____


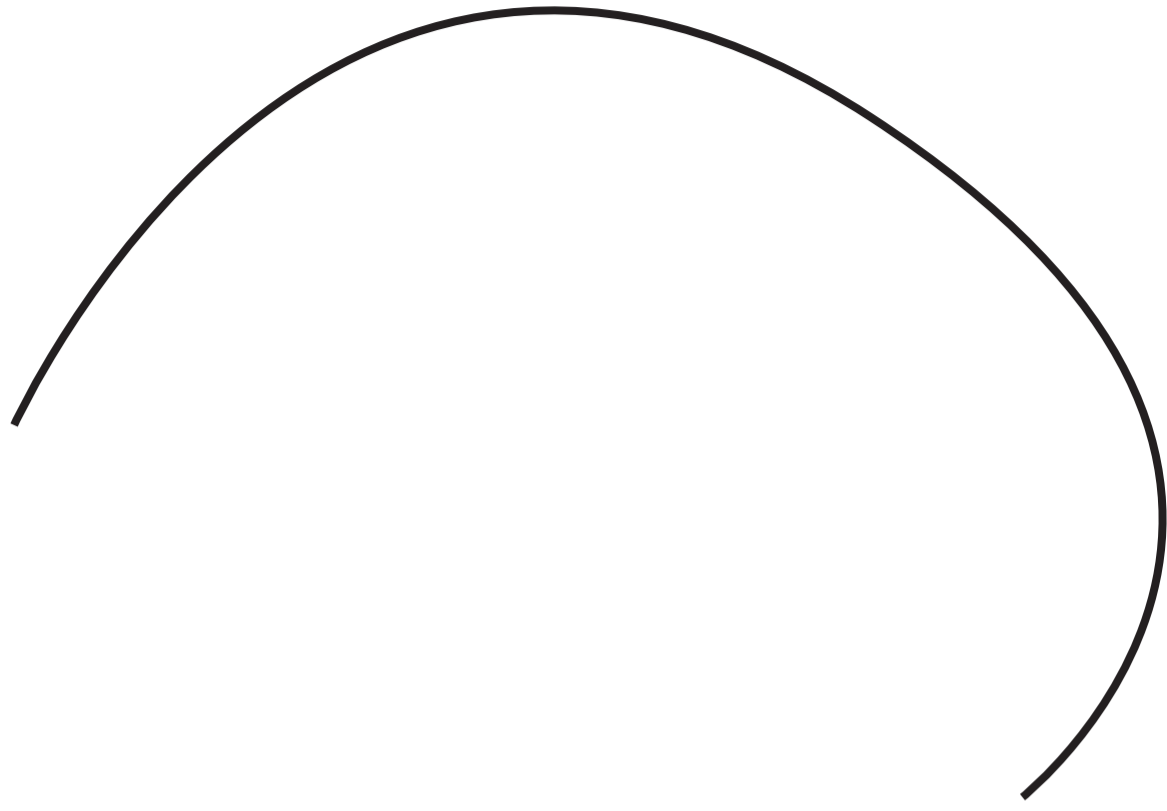
How many flies did the blue frog and the yellow frog eat altogether? _____

Which frog ate the greatest number of flies? _____

Which frog ate the least number of flies? _____







ADDITIONAL ACTIVITIES

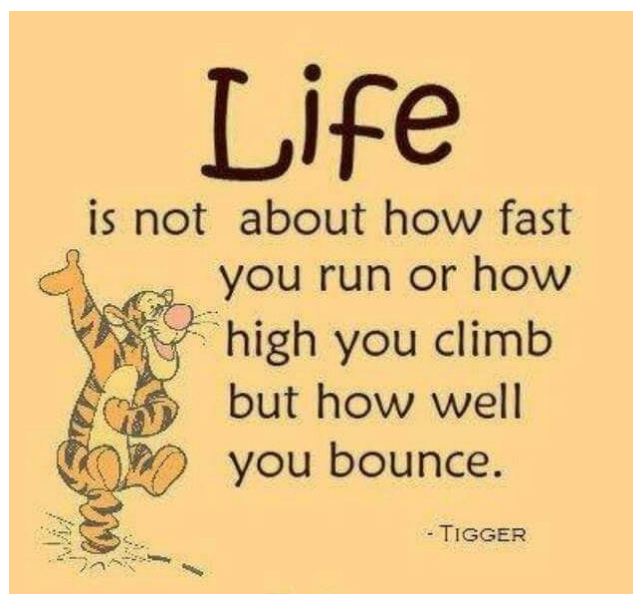
Learning Warm Ups

NAIDOC Activity Sheet

Australia Word Search

Olympic Colouring Pages

Screen - Free Activity Ideas






TUESDAY

WORD OF THE DAY

Words that rhyme	How many syllables	In fancy handwriting
Smaller words	friend	In a sentence
In a pyramid word	Number of vowels	Draw it

TUESDAY

NUMBER OF THE DAY

1 before	10 before	Odd or Even?	Draw with Hundreds, Tens and Ones
1 after	10 after	<p>Choose your difficulty level</p> <p>86 </p> <p> 386</p> <p>1386 </p>	Expanded eg $100+50+6=56$
Write in words	Subtraction Number (-) sentence	Addition (+) Number sentence	



WEDNESDAY

WORD OF THE DAY

Words that rhyme	How many syllables	In fancy handwriting
Smaller words	cousin	In a sentence
In a pyramid word	Number of vowels	Draw it

Wednesday

NUMBER OF THE DAY

1 before	10 before	Odd or Even?	Draw with Hundreds, Tens and Ones
1 after	10 after	Choose your difficulty level 91  427  3427 	Expanded eg $100+50+6=56$
Write in words		Subtraction Number (-) sentence	Addition (+) Number sentence



THURSDAY

WORD OF THE DAY

Words that rhyme	How many syllables	In fancy handwriting
Smaller words	graph	In a sentence
In a pyramid word	Number of vowels	Draw it

THURSDAY

NUMBER OF THE DAY

1 before	10 before	Odd or Even?	Draw with Hundreds, Tens and Ones
1 after	10 after	<p>Choose your difficulty level</p> <p>97 </p> <p> 653</p> <p>6653 </p>	Expanded eg $100+50+6=56$
Write in words		Subtraction Number (-) sentence	Addition (+) Number sentence


FRIDAY

WORD OF THE DAY

Words that rhyme	How many syllables	In fancy handwriting
Smaller words	squiggle	In a sentence
In a pyramid word	Number of vowels	Draw it

FRIDAY

NUMBER OF THE DAY


1 before	10 before	Odd or Even?	Draw with Hundreds, Tens and Ones
1 after	10 after	<p>Choose your difficulty level</p> <p>74 </p> <p> 298</p> <p>2298 </p>	Expanded eg $100+50+6=56$
Write in words		Subtraction Number (-) sentence	Addition (+) Number sentence


CONNECTION TO COUNTRY


Read and discuss the 2020 NAIDOC WEEK Student Printable with your class before assigning this activity sheet. Ask students to find the hidden words then name and colour the totem animals.


V A L W A Y S V
 F C O U N T R Y
 I N A T I O N S
 R P N A I D O C
 S T N N H P G J
 T O V I L L C T
 L T P M A A A K
 R E E A N N R S
 D M F L D T E H


TOTEM
 COUNTRY
 CARE
 ANIMAL
 PLANT
 NAIDOC
 ALWAYS
 LAND
 FIRST
 NATIONS













Australia Word Search

A	U	S	C	A	M	U	G	M	I	U	Y	Q	K	A	B	X	N
T	I	E	I	N	U	Z	O	B	G	H	V	Z	S	U	N	O	Y
D	G	L	K	Y	G	S	T	M	K	J	I	K	Z	S	R	U	Z
R	M	A	A	T	Q	R	T	U	I	Q	C	A	E	T	Z	R	M
F	J	W	K	R	U	B	Y	R	J	O	T	P	H	R	Y	U	Y
M	F	H	D	M	T	X	D	A	A	H	O	E	L	A	Y	L	V
L	M	T	N	Y	Q	S	L	G	J	L	R	R	Q	L	H	U	R
R	Y	U	I	Y	G	N	U	H	F	N	I	T	B	I	O	U	Y
L	T	O	F	Z	V	O	M	A	T	N	A	A	I	A	X	A	M
B	G	S	T	C	C	U	O	E	H	S	S	F	S	N	A	W	P
F	A	W	R	T	C	G	R	I	M	T	Y	I	J	C	Y	P	F
Q	R	E	A	G	X	R	B	A	O	Z	U	T	L	A	U	J	V
B	Z	N	A	K	I	W	N	Y	B	N	A	O	C	P	A	X	L
M	A	K	P	T	P	I	I	Q	N	Z	Y	Z	S	I	I	F	N
P	K	O	O	K	A	B	U	R	R	A	Q	H	T	T	U	J	A
S	V	R	B	X	L	Q	X	C	E	Z	M	D	P	A	G	B	N
Y	Y	V	U	E	U	K	A	Y	B	U	N	N	T	L	D	K	I
J	A	A	I	L	A	R	T	S	U	A	N	R	E	T	S	E	W
O	O	R	A	G	N	A	K	J	L	S	O	R	Y	E	V	B	Z
T	M	V	R	N	U	L	D	S	D	I	N	G	O	R	M	P	P
J	T	Y	A	E	V	P	N	C	R	V	A	A	V	R	S	E	R
B	Z	V	V	P	B	E	O	Q	W	L	E	X	R	I	U	Q	Y
L	A	P	O	R	E	N	M	A	A	F	D	Y	J	T	C	T	P
Y	B	C	X	U	D	I	A	O	Y	Q	L	B	D	O	G	I	H
U	L	R	Q	F	S	W	K	C	Z	P	Y	M	M	R	K	P	Y
Y	Q	P	Z	W	Y	T	P	T	F	I	Y	T	I	Y	V	H	P

AUSTRALIA

DINGO

KOOKABURRA

QUEENSLAND

ULLURU

AUSTRALIAN CAPITAL TERRITORY

KANGAROO

NEW SOUTH WALES

SOUTH AUSTRALIA

VICTORIA


CANBERRA

KOALA

NORTHERN TERRITORY

TASMANIA

WESTERN AUSTRALIA



ARCHERY



Non-screen activities you can do at home

25 ideas!

What can you do when there's no school and you're stuck at home? Here are 25 fun ideas to choose from.



1 How many different words can you make from the letters in this sentence, below? Grab a pencil and paper and write a list!

'Learning from home is fun'

2 Thank a community hero. Think of someone that helps you in some way and write a short letter to thank them.

Thanks!

3 Get building! You could build a Lego model, a tower of playing cards or something else!



4 Can you create your own secret code? You could use letters, numbers, pictures or something else! Can you get someone else to try and crack it?

5 Start a nature diary. Look out of the window each day and keep note of what you see. Birds, flowers, changes in the weather, what else?

6 Hold a photo session. Use a camera or a mobile phone to take some snaps. What will you photograph? Your pets or toys perhaps?

7 Build a reading den. Find somewhere cosy, snuggle up and read your favourite book!




8 Use an old sock to create a puppet. Can you put on a puppet show for someone?



9 Make a list of all the electrical items in each room of your home. Can you come up with any ideas to use less electricity?

10 Design and make a homemade board game and play it with your family.




11 Do something kind for someone. Can you pay them a compliment, make them something or help them with a task?



12 Can you create a story bag? Find a bag and collect items to go in it that relate to a well known story. If you can't find an item, you could draw a picture to include.

13 List making! Write a list of things that make you happy, things you're grateful for or things you are good at.



14 Design and make an obstacle course at home or in the garden. How fast can you complete it?



15 Can you invent something new? Perhaps a gadget or something to help people? Draw a picture or write a description.



16 Keep moving! Make up a dance routine to your favourite song.



17 Write a play script. Can you act it out to other people?



18 Read out loud to someone. Remember to read with expression.



19 Write a song or rap about your favourite subject.




20 Get sketching! Find a photograph or picture of a person, place or object and sketch it.



21 Junk modelling! Collect and recycle materials such as yoghurt pots, toilet rolls and boxes and see what you can create with them.

22 Draw a map of your local area and highlight interesting landmarks.



23 Write a postcard to your teacher. Can you tell them what you like most about their class?

24 Draw a view. Look out of your window and draw what you see.



25 Get reading! What would you most like to learn about? Can you find out more about it in books? Can you find a new hobby?