



Barramurra
Public School

Learning from Home Package

Week 10 Term 3

YEAR TWO



CONTENTS

Home Learning Matrix

Monday Activities







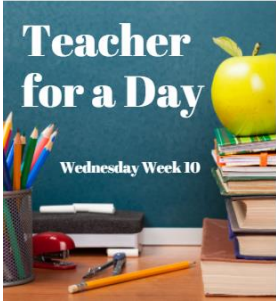


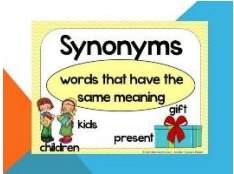

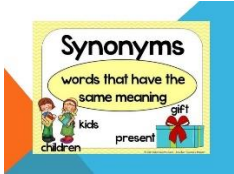
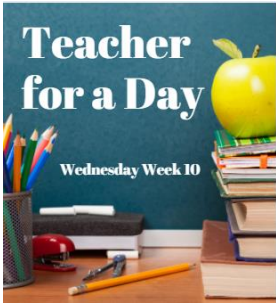



Tuesday Activities

Wednesday Activities

Thursday Activities

Friday Activities

Activities can be completed digitally on the Seesaw app or as a hard copy and uploaded as an image to Seesaw

	Monday	Tuesday	Wacky Wednesday	Thursday	Friday
Learning Warm Up	Complete your learning warm up on Seesaw or in your booklet.	Complete your learning warm up on Seesaw or in your booklet.	Complete your learning warm up on Seesaw or in your booklet.	Complete your learning warm up on Seesaw or in your booklet.	Complete your learning warm up on Seesaw or in your booklet.
Zoom		Class Zoom  10:30am			Class Zoom  10:30am
Reading	Reading Visual Literacy Short Film Mystery  Check out Miss Fedda's video on Seesaw or ask your teacher for the direct link. Then upload your work on Seesaw or send to your teacher via Seesaw message function. 	Reading Visual Literacy Let's look at pictures!  Check out Miss Fedda's video on Seesaw or ask your teacher for the direct link. Complete the activity on Seesaw or in your booklet. 	Teacher for a Day Assignment  Follow the steps in your booklet or on Seesaw to complete your assignment	Reading Visual Literacy Short film  Check out the short film on Seesaw or ask your teacher for the direct link. Then complete the activity on Seesaw or in your booklet.	Reading Visual Literacy Short film  Check out the short film on Seesaw or ask your teacher for the direct link. Then complete the activity on Seesaw or in your booklet.
Writing	Writing Synonyms  Complete the activity on Seesaw or in your booklet 	Writing Synonyms  Complete the activity on Seesaw or in your booklet	Teacher for a Day Assignment 	Writing Antonyms  Complete the activity on Seesaw or in your booklet 	Writing Fun Friday  Complete the activity on Seesaw or in your booklet

	Monday (cont.)	Tuesday (cont.)	Wacky Wednesday	Thursday (cont.)	Friday (cont.)
Maths	<p>Maths Assessment</p>  <p>Complete the activity on Seesaw or in your booklet.</p>	<p>Maths Assessment</p>  <p>Complete the activity on Seesaw or in your booklet.</p>	<p>Teacher for a Day Assignment</p>  <p>Follow the steps in your booklet or on Seesaw to complete your assignment</p>	<p>Maths Assessment</p>  <p>Complete the activity on Seesaw or in your booklet.</p>	<p>Maths Assessment</p>  <p>Complete the activity on Seesaw or in your booklet.</p>
Other KLAs	<p>PD/H/PE Assessment</p>  <p>Complete the activity on Seesaw or in your booklet.</p>	<p>Geography Assessment</p>  <p>Complete the activity on Seesaw</p>	<p>Teacher for a Day Assignment</p> 	<p>Physical Education Learn to Juggle</p>  <p>Complete the activity on Seesaw or in your booklet.</p>	<p>CAPA Art and Nature</p>  <p>Complete the activity on Seesaw or in your booklet</p>
Additional Optional Activities	<p>Reading Eggs/Fast Phonics (Online English) Log on to Reading Eggs and complete the tasks set by your teacher! Your teacher will be able to see when these have been completed. You can also explore and play when you have done any assigned tasks.</p> <p>Prodigy (Online Maths) Log on to Prodigy and complete the tasks set by your teacher! Your teacher will be able to see when these have been completed. You can also explore and play when you have done any assigned tasks.</p> <p>Outdoor Physical Activity and Play Teachers will post some ideas for things you can do each day on Seesaw. You could post a picture or video of yourself getting out and getting active.</p> <p>Department of Education - Learning from Home Resources https://education.nsw.gov.au/teaching-and-learning/learning-from-home/learning-at-home</p>				

MONDAY

What's Planned Today?

Reading

Writing

Maths

PD/H/PE



Boggle™

o	g	r	s
p	e	o	c
a	t	r	w
s	i	e	m

For your learning warm up today, we are going to play boggle.

Use the letters on the boggle board to make as many words as you can.

For an trickier challenge, you can try to make words by only using letters that are touching each other.

Put your words here

I made _____ words.

Maths Word Problem of the Day!

C

Circle important numbers.

U

Underline the question.

B

Box any maths action words.

E

Evaluate the steps to take.

S

Solve and check.
(Does it make sense?)

Carmen and Sal each had a piece of string.
They measured their strings using paperclips.

Carmen's string



Sal's string



Which of these statements is true?


- Carmen's string is longer than Sal's string.
- Carmen's string is shorter than Sal's string.
- Carmen's string is the same length as Sal's string.

Stage 1 Reading

Week 10 Monday

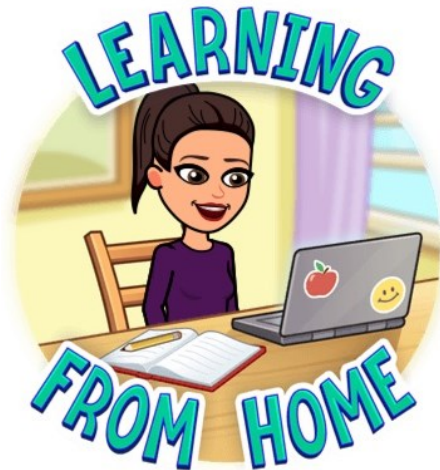
Short Film Mystery

You will need a piece of paper and a pencil for this activity.



Your activity will be to make some predictions and answer some questions while you follow along with Miss Fedda's video.

When you are finished, upload a photo of your work to your teacher on Seesaw.



Watch Miss Fedda's video on Seesaw **WHILE** completing this activity.

If you cannot access Seesaw, please contact your child's teacher for access to an alternate link.

If you are completing this activity in the paper pack, send your picture to your teacher via the message function on Seesaw
OR
upload to Seesaw

Stage 1 Reading ~ Week 10 Monday

Short Film Mystery

You can use this piece of paper as your work paper WHILE watching Miss Fedda's video.

Writing Week 10
Monday - Synonyms

Learning Intention

I am learning about what synonyms are and why they are important

Success Criteria

- I can participate in the video lesson and match synonyms together
- I can use a thesaurus

Part of this lesson has been recorded. Please head to Seesaw to view the lesson video or ask your teacher for an alternate link



Use this thesaurus website to find words that mean the same as these 'boring' words

<https://www.collinsdictionary.com/dictionary/english-thesaurus>

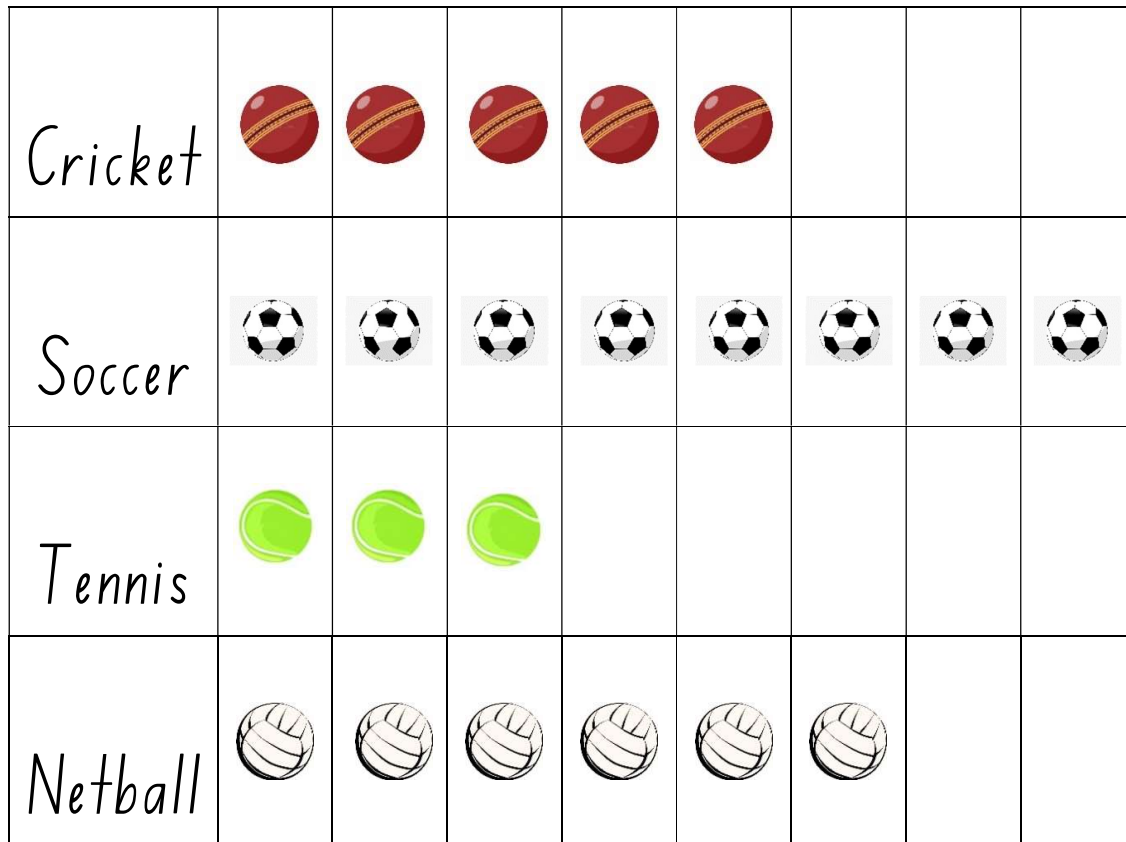
said

bad

nice

Maths Assessment – Monday Week 10

Each person in a class was asked what their favourite sport was. The picture graph below shows their responses.



Each ball = one person's response

1. What was the most popular sport in the class? _____
2. How many students picked tennis as their favourite sport? _____
3. What was the least popular sport? _____
4. What was the second most popular sport? _____
5. How many people like netball and tennis? _____
6. How many people pick soccer as their favourite sport? _____

Find the missing number in the following number sentences.

$3 + \underline{\quad} = 12$	$8 + \underline{\quad} = 19$	$\underline{\quad} + 2 = 19$
$\underline{\quad} + 7 = 15$	$5 + \underline{\quad} = 13$	$11 + \underline{\quad} = 18$

Write down these word problems as a number sentence to find the answer

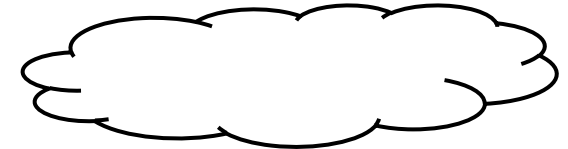
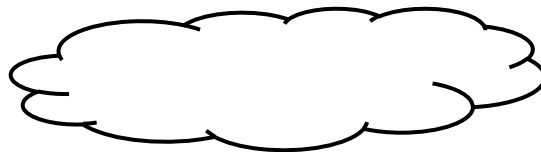


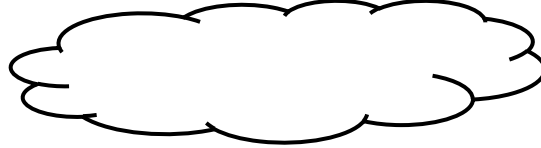
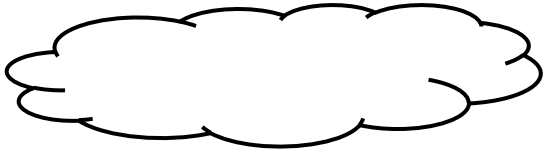
James had 17 bananas. He gave 13 of them away to his friends. How many did he have left over?

Olivia had 26 lollies. She gave 15 away to her friends. How many did she have remaining?

Emma gave away 10 chocolates to her friends. She now has 17 chocolates. How many chocolates did she start with?

Emotions

Use the word bank to label the faces with the matching emotion.



happy

angry

sad

excited

scared

surprised

Friendship

Are these scenarios true or false? Colour in or circle the correct one.

A good friend is polite and Kind. They care and support you.

true

false

A good friend takes the toy off their friend when they want a turn.

true

false

A good friend hits and yells to ask their friends to play.

true

false

A good friend takes turns talking and listening to their friends.

true

false

A good friend laughs and walks away when their friend falls over.

true

false

Circle the words that make someone a Kind and positive person and friend?

caring

tall

pretty hair

respectful

does not share

invites others to play

honest

listens to others

Says please and
thankyou

uses mean words

uses Kind words

hits others

ignores others

helps others

loving heart

cool shoes

Belonging

Read or Listen to these scenarios, then answer the questions.

Nancy and her friend were taking turns throwing and catching the ball at lunch. Nancy noticed that Sara from her class was sitting by herself and looked sad. Nancy asked Sara if she wanted to play with them. Sara smiled. She joined in and they took turns.



How does Sara feel now?

How was Nancy being a good friend? What did she do?

The Kids playing soccer at lunch told James that he could not play because he was not good at Kicking goals.

James ran off and sat under a tree. He pulled his hat down so that no one would know he was crying.



How does James feel?

How could you be a good friend to James after this happened?

TUESDAY

What's Planned Today?

Reading

Writing

Maths

Geography

★ everything ★
★ is ★
figureoutable

Boggle™

z	l	a	t
n	e	i	m
i	h	r	p
w	t	o	s

For your learning warm up today, we are going to play boggle.

Use the letters on the boggle board to make as many words as you can.

For an trickier challenge, you can try to make words by only using letters that are touching each other.

Put your words here

I made _____ words.

Maths Word Problem of the Day!

C Circle important numbers.

U Underline the question.

B Box any maths action words.

E Evaluate the steps to take.

S Solve and check. (Does it make sense?)

The graph below shows the number of students with each eye colour in Mrs Smith's class.



Which statement is true?

- More students have brown eyes than black eyes.
- Less students have hazel eyes than grey eyes.
- Green is the most common eye colour.
- Blue is the most common eye colour.

Watch Miss Fedda's video on Seesaw **BEFORE** completing this activity.

If you cannot access Seesaw, please contact your child's teacher for access to an alternate link.

Inferencing - Picture 1


Describe what is happening in this picture.



Stage 1 Reading - Week 10 Tuesday

How is the clown feeling? How do you know?

If the characters in this photo were saying something, what would they be saying.



Inferencing - Picture 2

Describe what is happening in this picture.




Stage 1 Reading - Week 10 Tuesday

Who do you think took the picture? Why?

What do you think caused this?

Inferencing - Picture 3


Describe what is happening in this picture.



Stage 1 Reading - Week 10 Tuesday

How are her grownups feeling?
How do you know?

If the characters in this photo were saying something, what would they be saying.



Writing Week 10

Tuesday - Synonyms



Learning Intention

I am learning about what synonyms are and why they are important

Success Criteria

- I can improve a sentence by choosing synonyms to make the sentence sound more interesting.

Rewrite the sentences below and replace the underlined words with a more interesting synonym. Remember the meaning of the sentence shouldn't change it should just sound more interesting!

Thesaurus Website <https://www.collinsdictionary.com/dictionary/english-thesaurus>

1. Billy is wearing a nice jumper today.

2. "Don't go in there! That house looks bad." said Fran.

3. Mel is sad that her favourite toy broke.

4. I am happy that my friend is coming to visit me.

5. The big dinosaur went to find some food.

6. I like going to visit my grandparents little house.

Maths Assessment – Tuesday Week 10

Answer the following addition and subtraction problems

$3 + 6 = \underline{\quad}$

$8 + 9 = \underline{\quad}$

$17 + 15 = \underline{\quad}$

$4 + 5 = \underline{\quad}$

$7 + 6 = \underline{\quad}$

$19 + 9 = \underline{\quad}$

$10 - 6 = \underline{\quad}$

$20 - 9 = \underline{\quad}$

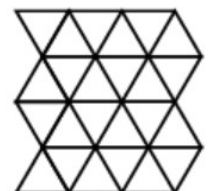

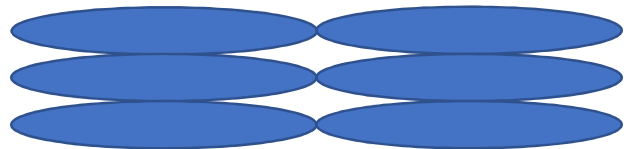
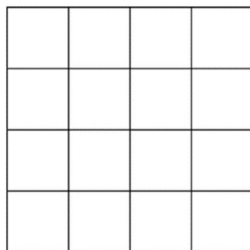
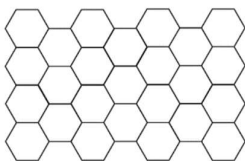
$50 - 22 = \underline{\quad}$

$10 - 3 = \underline{\quad}$

$20 - 6 = \underline{\quad}$

$50 - 11 = \underline{\quad}$

Circle the patterns below that tessellate



Have a look at the graph below and answer the questions



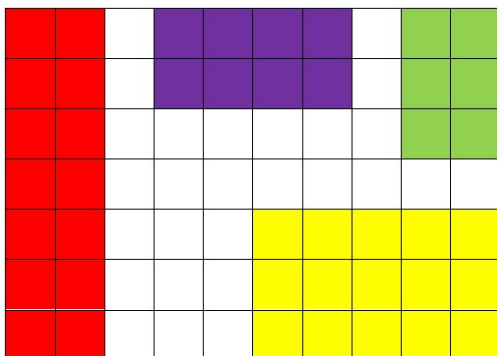
What is the title of the graph? _____

Which fruit is the most popular? _____

Which fruit is the least popular? _____

How many more people would need to like apples so that apples are as popular as blueberries? _____

Answer the area questions below

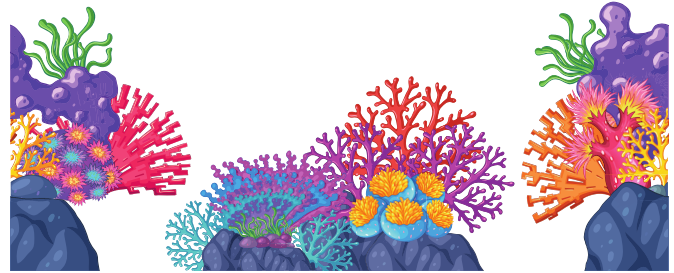


Which colour has the largest area? _____

Which colour has the smallest area? _____

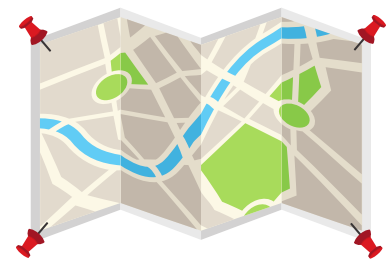
How many squares cover the red shape? _____

GEOGRAPHY WEEK 10



This week you will complete
an assessment
demonstrating what you
have learnt throughout


Term 3.



Go to the following link to
complete the assessment

<https://forms.office.com/r/6eM>

c0TCXdw

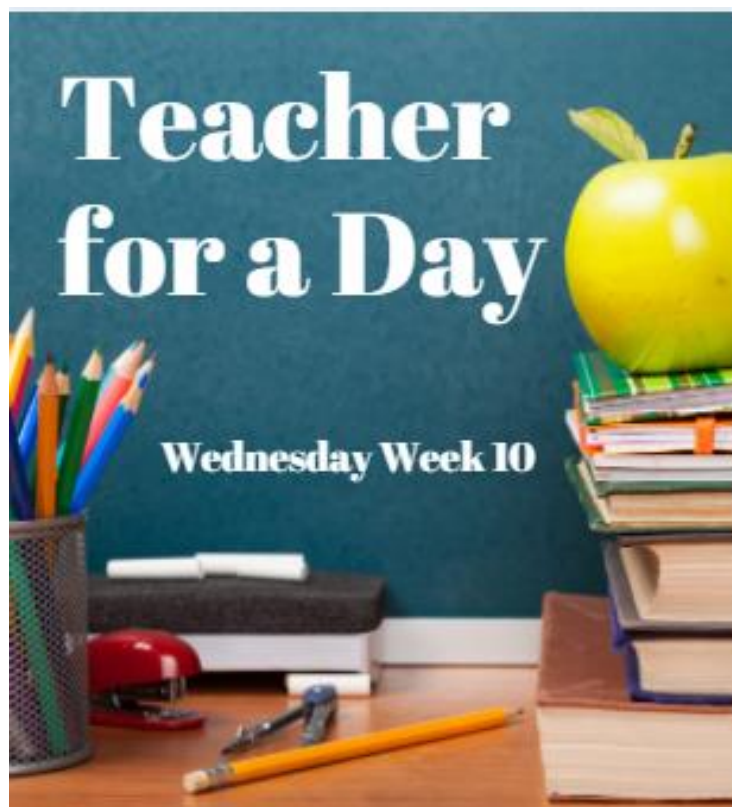


WEDNESDAY

What's Planned Today?

Teacher for a Day

Assignment



Teacher for a Day

Wednesday Week 10



Your Mission:

Teach your teacher about something you are an expert in. You could choose anything!

Some ideas include:

- How to build something in Minecraft
- How to make a bracelet
- How to make the best paper plane ever
- How to count to 10 in another language
- How to do a dance or an artwork
- How to cook something

Use the checklist to make sure you have completed each part of the assignment before you submit it on Seesaw. This is your only activity for today so we expect that you put in lots of effort to produce something you are really proud of! This should take you about the same amount of time that your home learning usually takes you each day.

The teachers will look at everyone's assignments and choose our 5 favourite teacher for a day lessons submitted to share with the entire stage! Good luck! We can't wait to see what you teach us!

TODAY YOU WILL BE A TEACHER FOR THE DAY! YOUR MISSION IS TO TEACH YOUR TEACHER ABOUT SOMETHING YOU ARE AN EXPERT IN! SEE THE NEXT PAGE FOR ALL OF THE INFORMATION NEEDED TO COMPLETE YOUR ASSIGNMENT!



Learning Intention:

Success Criteria



Assignment

Checklist

- Learning Intention and Success Criteria
- A demonstration video
- A practise activity
- A WAGOLL
- Teacher Dress Up

Learning intentions tell us what it is that we will be learning about. What should your teacher know how to do by the end of the lesson?

An example learning intention is 'You are learning to tie your shoelaces using bunny ears'

Success criteria tell us what you will be looking for as the teacher. It tells us exactly what we need to do to show we have achieved the learning intention.

An example success criteria is

- You can tie your shoe laces tightly so they don't come undone
- You can tie your shoe laces in less than 20 seconds



Upload your demonstration video here

If you completing this activity in the paper pack send your video to your teacher via the message function on Seesaw

Assignment Checklist

- Learning Intention and Success Criteria
- A demonstration video
- A practise activity
- A WAGOLL
- Story Time
- Teacher Dress Up

Demonstration Videos

Think about all the different videos you have watched that your teachers have made for you over the last term during home learning. There are lots of ways you could present your video. You can stand in front of the camera and talk and teach or you might film your hands making and doing. You might put together some slides to teach your lesson and voice record your teaching over the top of them. Aim for a video that is between 5 and 15 minutes!



Practise makes perfect!

Assignment

Checklist

- Learning Intention and Success Criteria
- A demonstration video
- A practise activity
- A WAGOLL
- Story Time
- Teacher Dress Up

Practice Activity

Create your practice activity in the box above. You can add more pages if you need to!

A practise activity will give your teacher a chance to practise what you taught them in your video! You might get them to match some things, write something down, answer some questions, draw a picture. Think about all the practise activities you have done this term and have a go at making one for your lesson!



Upload your WAGOLL here

Assignment Checklist

- Learning Intention and Success Criteria
- A demonstration video
- A practise activity
- A WAGOLL
- Story Time
- Teacher Dress Up

WAGOLL

This stands for - What a good one looks like!

Upload an example for your teacher of what it looks like to do your lesson and task really well! This is your chance to show us how good you are at what you are trying to teach us! You could upload a video or photo - whatever shows off your final product the best!



Story Time

1.

2.

Assignment Checklist

- Learning Intention and Success Criteria
- A demonstration video
- A practise activity
- A WAGOLL
- Story Time
- Teacher Dress Up

Story Time

All teachers love to read book to their students! You wouldn't be a real teacher for the day if you didn't read a book. Choose your favourite book and read it like you are a teacher reading to their class. Upload the video of yourself reading and pop it in the box above. You can also write 2 comprehension questions to ask your teacher about your book. It could be about things that happened in the book or how they felt about the book!



Teacher Dress Up

Assignment Checklist

- Learning Intention and Success Criteria
- A demonstration video
- A practise activity
- A WAGOLL
- Story Time
- Teacher Dress Up

Dress Up

Its Wacky Wednesday today and you are encouraged to dress up as a teacher! Upload your photo of your teacher dress up in the box!

THURSDAY

What's Planned Today?

Reading

Writing

Maths

PE

A PERSON
WHO NEVER
MADE A
MISTAKE,
NEVER
TRIED
ANYTHING
NEW

Albert Einstein

Boggle™

l	o	s	t
h	s	u	p
e	n	c	k
v	q	u	i

For your learning warm up today, we are going to play boggle.

Use the letters on the boggle board to make as many words as you can.

For an trickier challenge, you can try to make words by only using letters that are touching each other.

Put your words here

I made _____ words.

Maths Word Problem of the Day!

Some children were asked to name their favourite sport. The table below shows their responses.

Favourite sport	Number of students
Basketball	
Tennis	
Hockey	

How many children were asked this question altogether?

C

Circle important numbers.

U

Underline the question.

B

Box any maths action words.

E

Evaluate the steps to take.

S

Solve and check.
(Does it make sense?)

Watch the video Lily and the Snowman on Seesaw BEFORE completing this activity.

If you cannot access Seesaw, please contact your child's teacher for access to an alternate link.



Lily and the Snowman

Stage 1 Reading - Week 10 Thursday

Why did Lily decide to put the snowman in the freezer?

How do you think the snowman feels in this picture? What clues help you know this?

Stage 1

Reading

Week 10

Thursday



Lily and the Snowman

How has Lily changed? How does she feel about the snowman now?

How do you think the snowman feels? What does his body language tell us?



Lily and the Snowman

What has changed in Lily's life? Why was she so busy?

How do you think the snowman feels now?

Writing Week 10

Thursday - Antonyms

Learning Intention

I am learning about what antonyms are and why they are important

Success Criteria


- I can participate in the lesson
- I can match common antonyms
- I can recognise and sort synonyms and antonyms

Part of this lesson has been recorded. Please head to Seesaw to view the lesson video or ask your teacher for an alternate link



Antonym Matching

Draw a line to match the antonyms.



Writing Week 10

Thursday - Antonyms

Learning Intention

I am learning about what antonyms are and why they are important

Success Criteria

- I can participate in the lesson
- I can match common antonyms
- I can recognise and sort synonyms and antonyms


A **synonym** is a word that has the **SAME** or **SIMILAR** meaning to another word

An **antonym** is a word that is the **OPPOSITE** of another word

Complete the activity to show that you understand the difference between synonyms and antonyms




Strawberry Synonyms and Antonyms

Colour the synonyms 'ripe' red. Colour the antonyms 'unripe' green.





Maths Assessment – Thursday Week 10

Circle a quarter of the objects in each group below



Circle an eighth of the objects in each group below



Identify each of the shapes below

Colour the rectangle red

Colour the square blue

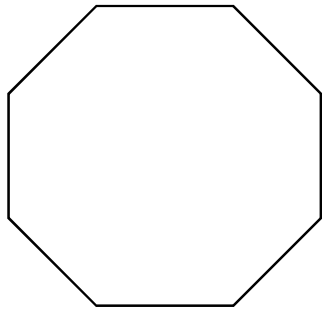
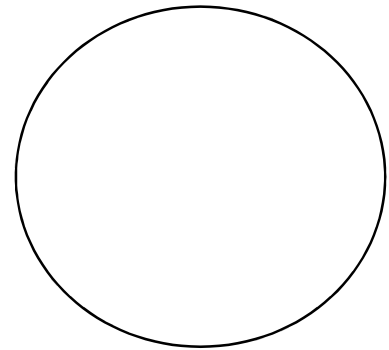
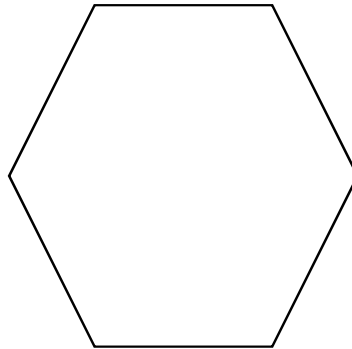
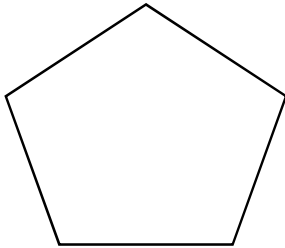
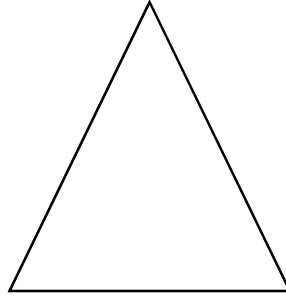

Colour the circle yellow

Colour the pentagon purple

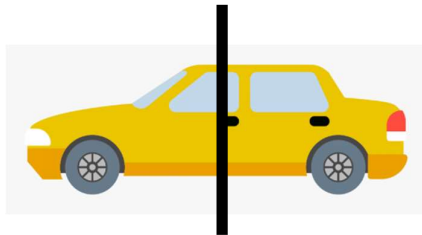
Colour the hexagon green

Colour the octagon pink

Colour the triangle black



Is the shape below cut into half?



Why do you think it is or isn't cut in half?

Sport: Week 10

Juggling

Watch the video of expert jugglers and answer the questions

https://www.youtube.com/watch?v=VpktwUog_kQ

What do think you need to be good at to be able to juggle?

Which juggler/s was your favourite and why?

Practice the fundamental movement skill of throwing and catching by following the 6 step video challenge to learnt to juggle!

Video 1 Steps 1-3

<https://www.youtube.com/watch?v=j00YAvxJCxg>

Video 2 Steps 4-6

<https://www.youtube.com/watch?v=IYby9w-3vpY>

Post a video of yourself trying to juggle!

FRIDAY

What's Planned Today?

Reading

Writing

Maths

Creative and Performing Arts



Boggle™

a	c	f	k
b	e	j	m
d	h	i	p
h	l	n	o

For your learning warm up today, we are going to play boggle.

Use the letters on the boggle board to make as many words as you can.

For an trickier challenge, you can try to make words by only using letters that are touching each other.

Put your words here

I made _____ words.

Maths Word Problem of the Day!

C

Circle important numbers.

U

Underline the question.

B

Box any maths action words.

E

Evaluate the steps to take.

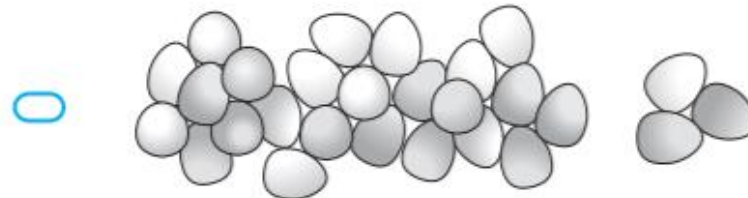
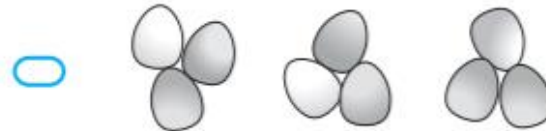
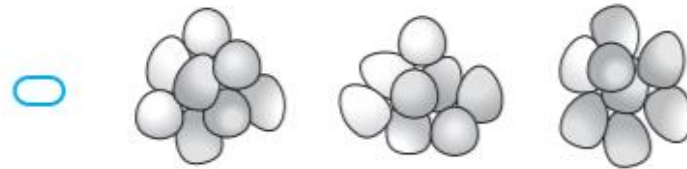
S


Solve and check.
(Does it make sense?)

A farmer collects 24 eggs from his hen house.

To count the eggs he puts them into groups of 3.

Which of the following shows the 24 eggs in groups of 3?






High Diving Giraffes

Watch **PART 1** of High Diving Giraffes on Seesaw BEFORE completing this activity.

If you cannot access Seesaw, please contact your child's teacher for access to an alternate link.

Where do you think the giraffes are going?

What do you think all the giraffes are going to do next?



High Diving Giraffes

Watch **PART 2** of High Diving Giraffes on Seesaw **BEFORE** completing this activity.

If you cannot access Seesaw, please contact your child's teacher for access to an alternate link.

What was your favourite part of the short film?

What surprised you the most?


Fun Friday Writing Caption This!

- Your teachers have been busy this week doing some amazing things! Your job is to look at the picture of each of the teachers on the next page and write one interesting sentence to go with the picture.
- Remember that we have been learning about synonyms and you should be using really interesting words not boring ones!
- Your sentences can be silly and funny but they still need to make sense!
- Make sure you have all of your sentence punctuation and you have carefully checked your spelling!

Mrs Berry



Miss Fedda



Miss Urry



Mr Fairbairn





Write a few sentences or even a whole story to go with this picture. We will choose our favourite from each class to share with the stage!

Success Criteria

- I have used interesting synonyms not boring words
- I have checked I have all my punctuation and my spelling carefully

Maths Assessment – Friday Week 10

Answer the questions about calendars below

1) How many days are there in a year which isn't a leap year?

_____ days

2) How many days are there in a leap year?

_____ days

3) How many days are there in each month?

	Number of days
January	
February	
March	
April	
May	
June	
July	
August	
September	
October	
November	
December	

30 days
has September,
April, June and November,
All the rest have 31,
Excepting February alone.
Which has 28 days clear,
And 29 in each
leap year.




How many weeks is it from 17th of September to the 1st of October? _____

How many days is it until the end of September from today? _____


How many months are in 1 year? _____

Division


Arrange 20 balls into 4 equal groups in the box below.



Draw them in an array in the box below:




Arrange 30 balls into 6 equal groups in the box below.



Draw them in an array in the box below:



Divide 25 balls into 6 equal groups in the box below:



Was it possible to divide 25 into 6 equal groups? _____

If not, why?

Art Week 10

Spring is in the air, the sun is shining and it's a great time to get outside in the fresh air. Go in to the garden or on a walk and collect objects such as, leaves, flowers, grass, sticks, twigs, feathers, small pebbles or rocks, shells etc.

Create a mandala, picture or artwork with what you've collected.

There are some inspiration pictures on this page to help you with ideas.

When you have created your masterpiece take a photo and post it to Seesaw

