



Barramurra
Public School

Learning from Home Package

Week 2 Term 3

YEAR ONE



CONTENTS

Home Learning Matrix

Tuesday Activities


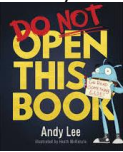







Wednesday Activities











Thursday Activities

Friday Activities

Additional Activities

Activities can be completed digitally on the Seesaw app or as a hard copy and uploaded as an image to Seesaw

	Monday	Tuesday	Wednesday	Thursday	Friday
Good Morning	Answer the question given by your teacher on Seesaw and say good morning!	Answer the question given by your teacher on Seesaw and say good morning!	Answer the question given by your teacher on Seesaw and say good morning!	Answer the question given by your teacher on Seesaw and say good morning!	Answer the question given by your teacher on Seesaw and say good morning!
Reading	<p>PM Online: Log on to your PM reading account. Read a book from your bookshelf.</p> <p>or</p> <p>Offline: Read a book of your choice</p> <p>then</p> <p>Complete your daily reading activity on Seesaw or in your booklet</p>	<p>Shared Reading</p> <p>Log in to SeeSaw to watch Mrs Berry read the book 'Don't Let the Pigeon Drive the Bus'</p> <p>Complete the activity on Seesaw or in your booklet.</p> 	<p>PM Online: Log on to your PM reading account. Read a book from your bookshelf.</p> <p>or</p> <p>Offline: Read a book of your choice</p> <p>then</p> <p>Complete your daily reading activity on Seesaw or in your booklet</p>	<p>Shared Reading</p> <p>Log in to SeeSaw to watch Mrs Berry read the book 'Do Not Open This Book'</p> <p>Complete the activity on Seesaw or in your booklet.</p> 	<p>PM Online: Log on to your PM reading account. Read a book from your bookshelf.</p> <p>or</p> <p>Offline: Read a book of your choice</p> <p>then</p> <p>Complete your daily reading activity on Seesaw or in your booklet</p>
Writing	<p>Writing</p> <p>Persuasive Writing</p> <p>Read through the slides on each topic. Take a stance (a position/ a side). Do you agree/disagree that, 'Cats make the best pets'. Give reasons, why/why not?</p> 	<p>Writing</p> <p>Structure of a Persuasive Text</p> <p>You will use the text, 'Children should stop watching television' to underline the title in red, circle the Statement of Position in green, circle the arguments in blue and the Reinforcement of Position in yellow.</p> 	<p>Writing</p> <p>Persuasive Text Features</p> <p>You will look at a variety of 'Persuasive' text features. Then your job is to read through the persuasive text that is all mixed up. Now, you need to order the text so that it follows the correct structure of a persuasive text.</p> <div style="display: flex; flex-wrap: wrap;"> <div style="border: 1px solid red; padding: 5px; margin: 5px;"> <p>Persuasive Text Features</p> <p>alliteration</p>  <p>A perfect pepperoni pizza!</p> </div> <div style="border: 1px solid red; padding: 5px; margin: 5px;"> <p>Persuasive Text Features</p> <p>fact</p>  <p>Cats have whiskers.</p> </div> <div style="border: 1px solid red; padding: 5px; margin: 5px;"> <p>Persuasive Text Features</p> <p>opinion</p>  <p>Cats are cute.</p> </div> <div style="border: 1px solid red; padding: 5px; margin: 5px;"> <p>Persuasive Text Features</p> <p>repetition</p>  </div> </div>	<p>Writing</p> <p>High Modality Language</p> <p>You will look at a poster that provides examples of low, medium and high modality words. Complete the activity titled, 'Switching Modality' to demonstrate your understanding of high modality language.</p> <div style="border: 2px solid blue; padding: 10px; text-align: center;"> <p>High Modality</p> <p>High modality is when something is obvious, certain, definite, sure or complete.</p> </div>	<p>Writing</p> <p>Writing a Persuasive Text</p> <p>You will use all the information you learnt on 'Persuasive' Writing this week to write a persuasive text on the topic of 'School Uniforms should be banned'.</p> 

	Monday (cont.)	Tuesday (cont.)	Wednesday (cont.)	Thursday (cont.)	Friday (cont.)
Maths	<p>Year 1 Introduction to Patterns</p>  <p>Year 2 Missing Numbers</p> <p>Complete the activity on Seesaw or in your booklet.</p>	<p>Year 1 Check the Patterns</p>  <p>Year 2 Missing Numbers</p> <p>Complete the activity on Seesaw or in your booklet.</p>	<p>Year 1 Creating Patterns</p>  <p>Year 2 Word Problems</p> <p>Complete the activity on Seesaw or in your booklet.</p>	<p>Year 1 Describing Patterns</p> <p>Year 2 Word Problems</p>  <p>Complete the activity on Seesaw or in your booklet.</p>	<p>Year 1 Odd and Even Numbers</p> <p>Year 2 Your Own Word Problems</p>  <p>Complete the activity on Seesaw or in your booklet.</p>
Other KLAs	<p>Geography Place Names</p>  <p>Complete the activity on Seesaw or in your booklet.</p>	<p>PD/H/PE Groups I Belong To</p>  <p>Complete the activity on Seesaw or in your booklet.</p>	<p>Science Changing Landscapes</p>  <p>Complete the activity on Seesaw or in your booklet.</p>	<p>Sport + Growth Mindset</p>  <p>Get active by completing the 'Danger Force' mission For 'Growth Mindset' you will learn ways you can grow and stretch your brain!</p>	<p>CAPA Drama – Mime Time!</p>  <p>Watch the videos that are linked via the Seesaw lesson or that are in your booklet. Answer the question then play the game!</p> <p>Happy FriYAY!</p>
Additional Optional Activities	<p>Learning Warm Ups</p> <p>Complete the number of the day and word of the day templates on Seesaw or hard copy and submit when complete</p> <p>Reading Eggs/Fast Phonics (Online English)</p> <p>Log on to Reading Eggs and complete the tasks set by your teacher! Your teacher will be able to see when these have been completed. You can also explore and play when you have done any assigned tasks.</p> <p>Prodigy (Online Maths)</p> <p>Log on to Prodigy and complete the tasks set by your teacher! Your teacher will be able to see when these have been completed. You can also explore and play when you have done any assigned tasks.</p> <p>Outdoor Physical Activity and Play</p> <p>Teachers will post some ideas for things you can do each day on Seesaw. You could post a picture or video of yourself getting out and getting active.</p> <p>Department of Education - Learning from Home Resources https://education.nsw.gov.au/teaching-and-learning/learning-from-home/learning-at-home</p>				

MONDAY

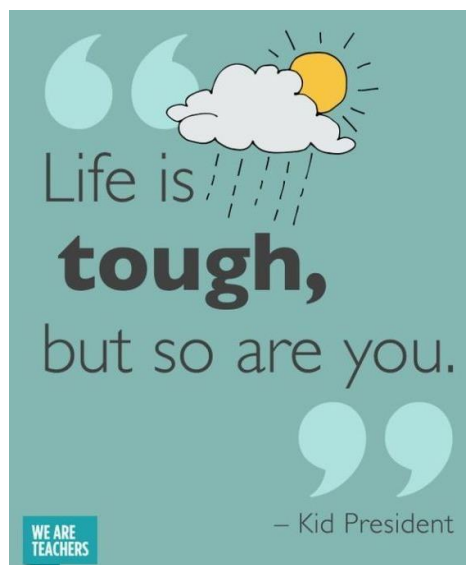
What's Planned Today?

Reading

Writing

Maths

Geography





Term 3 Week 2 – Monday

Reading - Fluency

Name: _____

Date: 19.7.21

Our Reading focus for today is on 'reading with expression'.
Reading with expression is when you read like a storyteller.
Make sure your voice changes as you read and you don't sound like a robot.

Your task is to:

❖ Select a book of your choice from home OR a book from your PM eCollection.


❖ Write down the title and author of your book below.

Title: _____

Author: _____

❖ Read the book

❖ If you are using a book from home, take a photo on Seesaw of your 2 favourite pages. If you are using your PM eCollection, take a screen shot and upload it to Seesaw.

❖ Press the voice recording button () and record yourself reading each page aloud and then post it on to Seesaw.

Success Criteria

✓ I can read fluently by practising reading tricky words

✓ I change my voice as I read to make my voice sound interesting



Term 3 Week 2 – Monday
Writing - Persuasive Writing

Name: _____

Date: 19.7.21

Our Writing focus for this week is on 'Persuasive' writing.

A persuasive text is a text which argues a point of view. The reason behind a persuasive text is to convince the reader to agree with the author's point of view. Learn more about 'Persuasive' writing by reading the template on the next page.

Persuasive Writing



We use persuasive writing to share our point of view. When we write a persuasive text we want the reader to agree with us. That means we need to use strong language to convince the reader that our opinion is the right one.

For example:

It is certain that...

I strongly believe...

I'm sure you can agree...

It is clear that...

Today's lesson is teaching you how to take a stance (a side, a position). Your task is to read each topic below. Then you need to take a side. Do you agree or disagree with the topic. For example, the first topic is 'Strawberries are the best fruit' do you agree with this or not? Circle agree or disagree for each topic below. Now, that is you taking a position/side/stance!



Strawberries are the best fruit.

Agree or Disagree?





Children should be banned from watching TV.

Agree or Disagree?



Summer is the best season.

Agree or Disagree?



Parents spend too much time on their phones.

Agree or Disagree?



Animals should not be kept in the zoo.



Everyone should brush their teeth twice a day.





Agree or Disagree?

Agree or Disagree?



Cats make the best pets.

Now it's your turn to take a stance (side). Do you think 'Cats make the best pets'. Do you agree/disagree? Give reasons why/why not?

State your reasons below

Can you
draw
which
monster
will come
next?



Pattern A



Pattern B



Pattern C



Pattern D



Can you
draw
which
monster
will come
next?



Pattern E



Pattern F






Pattern G





Pattern H



Continue these Patterns!



Continue these Patterns!



Geography — Place Names

Activity Steps:

1. Watch the video *Indigenous Place Names* - <https://www.abc.net.au/btn/classroom/indigenous-place-names/11164046> OR read the summary on page 2 below.
2. Match the photos of places with their Aboriginal place names on page 3.
3. Many place names are named after the natural features near them. On page 4, draw what you think these places might look like.
4. On page 5, think of a place you know very well and list some words that describe that place such as hilly, rainy, cold, tall trees, flowers, grassy, crowded. Use the list you create to come up with a new name for the place. You might choose a place you have been to for a holiday, a park or your local area where you live.

Have you ever wondered how places got their names? Like, why is Sydney, Sydney?

Australia's full of all sorts of interesting names. Some places are named after towns in the United Kingdom. Like Newcastle, named after a coal port in the north of England. Some are named after people. Like the Flinders Ranges, named after the English navigator. But many other names are taken from one of the many Indigenous languages across Australia. Take Wollongong for example. It comes from the Dharawal word woolyungah, meaning the five islands. And Canberra comes from the word Kanbarra meaning meeting place in the Ngunnawal language.

And then there are dual names. Probably the best-known dual name in Australia is Uluru. It's also known as Ayers Rock, the name given by British surveyor William Gosse back in 1872. But for the Pitjantjatjara people this sacred site had been Uluru for thousands of years and in 1993 the iconic landmark became the first in the Northern Territory to get two official names. Which meant changes to road signs, maps and other things like postcards.

This change led to a whole bunch of dual naming's across Australia. In Adelaide the Torrens River was dual-named with its original Kurna name Karrawirra Parri and Victoria Square was dual-named Tarntanyangga.

Many people in Tasmania are hoping that their capital Hobart will soon also be known by its Palawakani name Nipaluna.

Many people are pushing for more dual naming in other parts of Australia as a way of recognising the cultures that were here before colonisation and the original names of these spectacular Aussie sites.

Many Australian place names come from the languages of the Aboriginal Peoples.

3 Match these places to the meaning of their name.



Place	Meaning	Picture
Canberra	meeting place (Ngunnawal)	
Parramatta	eel waters (Darug)	
Oodnadatta	Mulga blossom – a Mulga is a small tree which grows in the outback. (Arrernte)	
Dandenong	lofty mountains (Woiwurrung)	

7

Sometimes places are named after the natural feature they are near. Draw what you think these places would look like.

White Cliffs	Kangaroo Valley	Broken Hill
Great Sandy Desert	Blue Lake	Black Mountain

Think of a place that you know very well. List its features.

Natural features	Plants	Special features

Use these words to write a descriptive long name for your place.

TUESDAY

What's Planned Today?

Reading

Writing

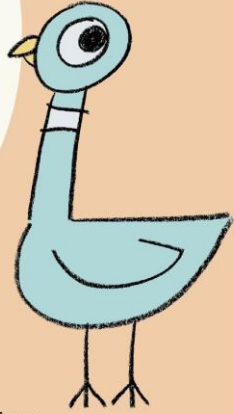
Maths

PD/H/PE

*you don't need
a cape to be a
hero. you just
need to care.*

KID PRESIDENT

Don't
Let the
Pigeon
Drive
the
Bus!






words and pictures by mo willems

Think of 5 reasons for why it would be a really bad idea for a pigeon to drive a bus!


1. _____
2. _____
3. _____
4. _____
5. _____

Do this activity
BEFORE watching
Mrs Berry read
*Don't Let the Pigeon
Drive the Bus* on
Seesaw





That cheeky pigeon is at it again! Think of some reasons he might use to persuade you that he does not need a bath!







words and pictures by mo willems

Do this activity **AFTER** watching Mrs Berry read *Don't Let the Pigeon Drive the Bus* on Seesaw

Bath Time? NO, Thanks!

Help the Pigeon come up with reasons to avoid taking a bath.
Fill in the balloons with the best excuses you have for avoiding the bath.
All excuses are good excuses!



Writing – Structure of a ‘Persuasive’ text

Name: _____

Date: 20.7.21

Today's writing lesson focuses on the structure of a 'Persuasive' text. Persuasive texts follow a special structure. The structure is as follows below:

1. 1st paragraph- Statement of Position (state what you believe/your viewpoint)
2. 2nd, 3rd, 4th paragraphs- Arguments (with an elaboration/evidence to support your opinion)
3. Reinforcement of Position Statement (restate/repeat your opinion more forcefully/strongly).

Now that you understand the structure of a persuasive text, read the template provided on the next page titled, 'Writing a Persuasive Text- 'Dogs Make the Best Pets''. Look closely at how this text matches the structure of a persuasive text.



Writing a Persuasive Text

Title

Introduction

Dogs Make the Best Pets

Strong Language

Opinion

When it comes to pets, it is **without a doubt** that **dogs** most certainly **make the best pets**. Dogs are **loyal, affectionate** and **active** animals, making them perfect pets for children.

Reasons

Connective

Argument

1st argument paragraph

Firstly, everyone knows that **dogs are the most loyal of pets**. They will **sit with you** when you are sick, they love to spend time with you, **play with you** and **they will guard your house**.

Reasons

2nd argument paragraph

Secondly, it is widely known that **dogs are affectionate**. Dogs **like to be hugged**, petted and rubbed by their owners. Dogs also **excitedly greet you** when you come home - no other pet will run, jump up and hug you as soon as you walk through the door!

3rd argument paragraph

Finally, **dogs are active animals**. They **require regular walking** which means that **children** who walk their dogs **will also get regular exercise**. **Dogs love to play fetch** which is also a great outdoor activity.

Strong language

In conclusion, there is no question that **dogs make the best** pet for children. This is because of their **loyalty**, their **affectionate** nature and their **active** lifestyle. Do yourself a favour and buy a dog today!

Restate opinion

Conclusion

Summarise reasons



Now your task is to underline the important parts of the structure of a persuasive text in the text below, 'Children should stop watching television'. You will need to underline the title in red, circle the Statement of Position in green, circle the arguments in blue and the Reinforcement of Position in yellow.

Persuasive Text Example

Read this example of a persuasive text. Underline the title, the point of view, arguments, reasons and persuasive language.

Children Should Stop Watching Television!

I strongly believe that watching television is bad for children. It is not educational, it creates laziness and it increases bad behaviour.

Firstly, because television involves watching, not thinking, it is not educational. When children are not thinking, they are not using their imagination, which is tragic! A lack of thinking and imagination can also affect a child's schoolwork.

Secondly, when watching television, students are sitting for long periods of time. Sitting still for a long time can create bad habits like not wanting to play outside, which in turn can affect a child's health, weight and friendships.

Continues on next page

twinkl.com




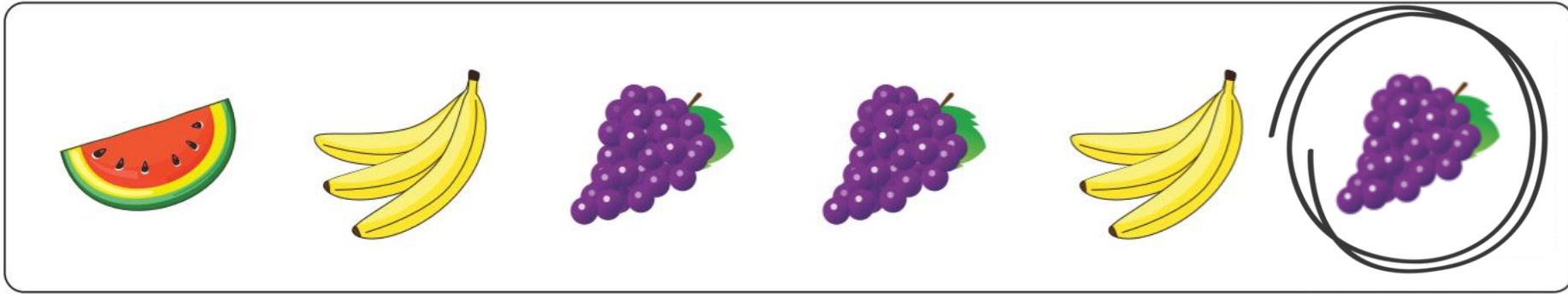
Finally, there are countless shows on television that are not appropriate for children to watch. Some of these show swearing, being mean, bad manners and fighting. If children watch shows that have these things in them, it's possible they will think these behaviours are OK in real life. This means that children could become rude and violent.

In conclusion, it's obvious that children watch too much television and should be stopped. This is because children's education, physical fitness and behaviour are at risk. Make yourself smarter, fitter and better behaved TODAY by not watching television!






twinkl.com


Can you be the teacher and mark my work for me? Give me a tick if my pattern is right and a cross if it is not! Circle the mistake in the pattern and draw what the correct one should be! I have done the first one for you!





Can you be the teacher and mark my work for me? Give me a tick if my pattern is right and a cross if it is not! Circle the mistake in the pattern and draw the correct item in the box.



Can you be the teacher and mark my work for me? Give me a tick if my pattern is right and a cross if it is not! Circle the mistake in the pattern and draw the correct item in the box



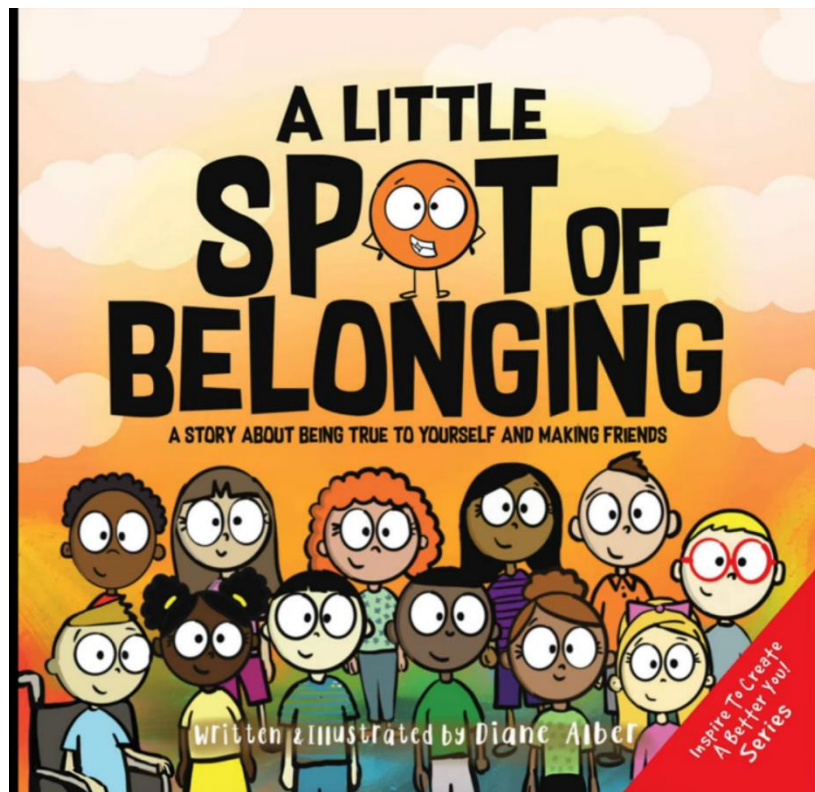
Can you be the teacher and mark my work for me? Give me a tick if my pattern is right and a cross if it is not! Circle the mistake in the pattern and draw the correct item in the box.



PD/H/PE – Belonging

Groups I Belong To

Read the book below and have a think about which groups you belong to.



Hi, I'm a little SPOT of BELONGING.

BELONGING is a FEELING you get when you have a great friend, when you are part of a group, or when you are part of a community that supports you. It is also a FEELING of CONFIDENCE and loving who you are!



Every human on this planet wants to FEEL like they BELONG, and we all have the power to help each other feel that way!



FAMILY

You might already
FEEL like you BELONG
somewhere!

Like a...



CLUB



BAND



TEAM



SCHOOL




When you BELONG, you FEEL
VALUED, SAFE,
CALM, and
ACCEPTED.

Those are amazing FEELINGS!



Did you know you can help others FEEL like
they BELONG, too?

You can do this by showing **KINDNESS!**



I wonder which groups you belong to.

Now that you have some ideas about what
belonging to a group means you can tell me
which groups you belong to.

Groups I Belong To

On this page circle all the groups you belong to.

Barramurra Public School Year 2

Roblox community

My friends

AFL club

My family

soccer club

My extended family

Gregory Hills community

gardening club

Year 1

karate club

UTS

gymnastics club

swimming club

Harrington Park community

NYU

basketball club

skipping club

Oran Park community

Ladybugs

netball club

Grasshoppers

Catherine Fields community

UCLA


dancing club

Bumble bees

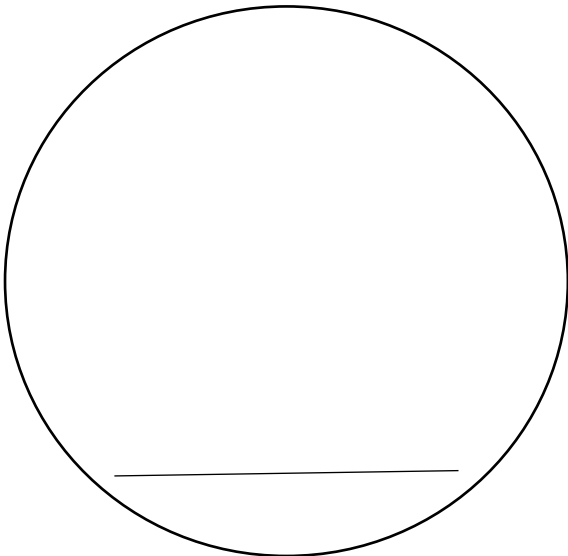
Minecraft community

Groups I Belong To

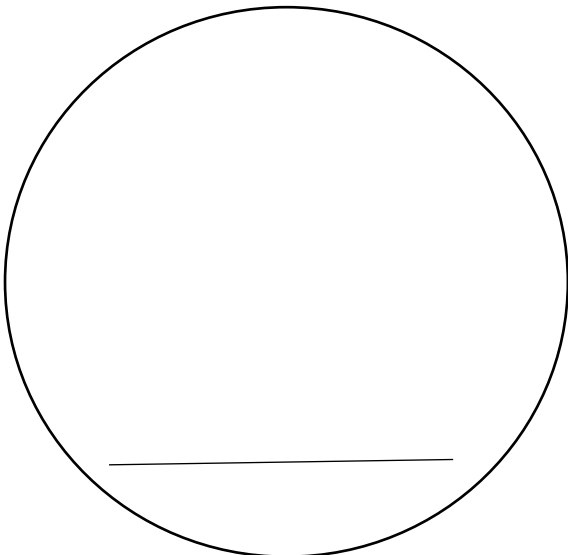
On this page, draw a picture of 3 groups you belong to. Then write about how each group makes you feel like you belong.



I feel like I belong to this group because _____



I feel like I belong to this group because _____



I feel like I belong to this group because _____

WEDNESDAY

What's Planned Today?


Reading

Writing

Maths

Science

You don't have
to be perfect
to be amazing.





Term 3 Week 2 –
Wednesday

Reading - Fluency

Name: _____

Date: 21.7.21

Our Reading focus for today is on 'paying attention to punctuation'. We use punctuation to help us read fluently and to have a clearer understanding of the meaning of sentences. Some examples of punctuation are a full stop (.), comma (,), exclamation mark (!), question mark (?), ellipsis (...) and quotation/speech marks (" ").

Your task is to:

❖ Select a book of your choice from home OR a book from your PM eCollection.


❖ Write down the title and author of your book below.

Title: _____

Author: _____

❖ Read the book

❖ If you are using a book from home, take a photo on Seesaw of your 2 favourite pages. If you are using your PM eCollection, take a screen shot and upload it to Seesaw.

❖ Press the voice recording button () and record yourself reading each page aloud and then post it on to Seesaw.

Success Criteria

- ✓ I pause at commas by taking a short breath
- ✓ I pause at full stops by taking a longer breath
- ✓ I change the voice of my characters when I see quotation/speech marks

Term 3 Week 2 – Wednesday

Writing – ‘Persuasive’ text features

Name: _____

Date: 21.7.21

Today's writing lesson is focused on 'Persuasive' text features. These language features are used to persuade the reader of the writer's opinion.

Persuasive Text Features

alliteration



A perfect pepperoni pizza!

Persuasive Text Features

fact



Cats have whiskers.

Persuasive Text Features

opinion



Cats are cute.

Persuasive Text Features

repetition



Alliteration- where 3 words in order start with the same letter.

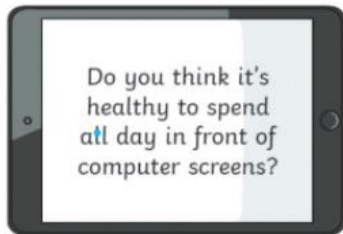
Fact- persuasive texts contain facts which means real information.

Opinion- is a point of view which may not necessarily be factual.

Repetition- purposely repeating key phrases or words.

Persuasive Text Features

rheterical question



Persuasive Text Features

emotive language



There are hundreds of lost puppies on the streets, scared and alone. You can help them find a home.

Persuasive Text Features

exaggeration



I'm so hungry I could eat a horse.

Persuasive Text Features

present tense




Rhetorical question- where you ask a question you don't expect the answer for.

Emotive Language- using special words to show emotions (for example, happiness, sadness).

Exaggeration- when you make a statement that shows something to be much better or worse than it actually is.

Persuasive Text Features

time connectives



Persuasive Text Features

opening statement



Persuasive Text Features

arguments



Persuasive Text Features

conclusion



Opening statement- this is your first paragraph, your statement of position, where you state what you believe.

Arguments- these are your reasons for why you believe a certain viewpoint.

Conclusion- this is your final paragraph, which is the reinforcement of the statement of position, where you repeat more strongly what you believe to the reader.

Time Connectives- special words you use to organise and order your persuasive text, there are some more examples below.

firstly

I feel that...

moreover

I am writing to...

secondly

I am sure that...

For this reason...

for

In my opinion...

It is certain...

because

against

All of the 'Persuasive' text features mentioned above, are used in a sneaky way to make you believe the author's opinion.

Now, that you have a bank of knowledge on persuasive writing and its text features you have an important job to do!

There is persuasive text which is all mixed up, your job is to cut and paste this text into the correct order so that it follows the right structure of a 'Persuasive' Text.

Goodluck!

In conclusion, summer offers the best sunny weather, the perfect opportunity for spending fun time with friends and family as well as delicious frozen treats for everyone to enjoy. It is clear that summer is most definitely the best season of the year.

Finally, I am sure you can agree that summertime is the perfect time for delicious treats like ice cream or frozen slushy drinks. These tasty treats are not nearly as enjoyable in the colder seasons.

Summer Is the Best Season of the Year

Additionally, summer here in Australia includes Christmas, which means lots of fun times with family and friends. The school holidays are also a great time to get away for a holiday, to discover new things and new places.

Summer is without a doubt the best season of the year. I strongly believe that it is better than all of the other seasons because summertime is the perfect time for fun family adventures, the tastiest foods and of course the very best weather.

Firstly, summer is great for spending time outside, as the weather is warm and sunny which is perfect for visits to the beach or for swimming in a pool. You might also like to go for a bike ride or play outside in the sunshine.

Creating your own Patterns

Read the instructions carefully and create some of your own patterns at home!


Remember:
A pattern is something that repeats!



Activity Steps




1. Find some coloured items that you can use to make patterns. Some good ideas would be lego bricks, coloured pegs, skittles or m&ms, coloured pencils. You could even use forks, spoons and butter knives!
2. Use those items to create at least 5 different patterns. Have a look at the picture examples if you aren't sure!
3. Challenge someone in your house to finish the pattern. Make sure you are repeating your pattern a few times so they can see it well.
4. Either take a picture of your patterns and post them to your seesaw or draw the patterns you made on the next page!

If can't post a photo of your patterns - draw them here!



Science - Changing Landscapes

Did you know that our landscapes look different at different times of the day? There are some photo examples to show how one landscape can look very different at sunrise, solar noon, sunset or night. Complete 1 OR both of the activities



Activity 1

Find somewhere outside to sit and look at the landscape in front of you. Try to draw what it looks like on the next page. Now think about what it might look like if you were looking at the same landscape at sunset. What would change? Draw what it would look like as it was getting dark on the page after.

TIP: Think about which colours you would see and where the sun/moon would be

- 5 Go outside and look up and around. Draw and label what you can see on your landscape.

Time:



6

Draw any changes you might see on your landscape on a different time of day or night.

Time:

Activity 2

Our landscapes would look very different if we were tiny like an ant or looking down from the sky like a bird.

Draw your backyard from the view of one of these animals.



THURSDAY

What's Planned Today?

Reading

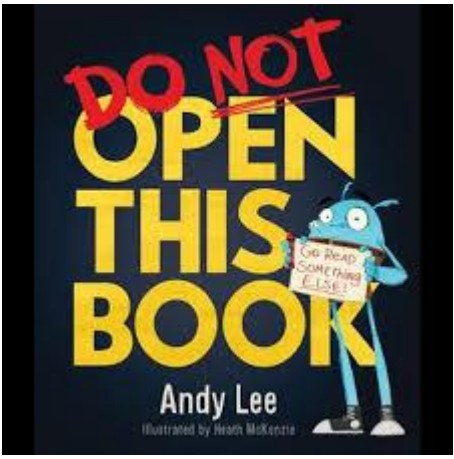
Writing

Maths

Sport





KID
YOU'LL MOVE
MOUNTAINS,





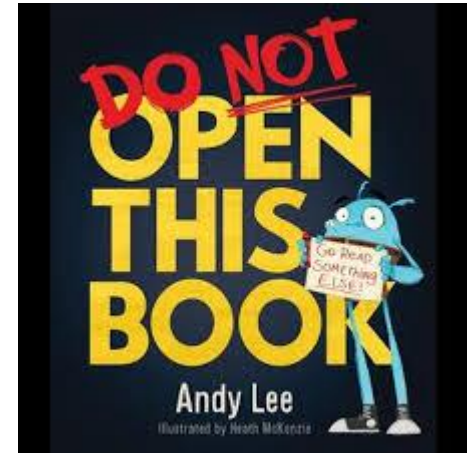
Do this activity **BEFORE** watching Mrs Berry read Do Not Open This Book on Seesaw

Think of 3 reasons this monster does not want you to open this book! Write your 3 ideas in the thought bubbles!



Do this activity **AFTER** watching Mrs Berry read Do Not Open This Book on Seesaw

Tell me which 2 pages you thought were the most convincing pages. Which of his arguments and excuses for not turning the page were the MOST persuasive and why?



1.

2.



Name: _____

Date: 22.7.21

Today's writing lesson is focused on using 'High Modality' language in 'Persuasive' texts. Modality refers to how certain you are about something so 'high modality' means showing that you are sure about something.

High Modality

High modality is when something is obvious, certain, definite, sure or complete.

© teachstarter

For example:

LOW MODALITY- Eating cake *MAY* make you fat.

HIGH MODALITY- Eating cake *WILL* make you fat.

You can clearly see how the high modality sentence is a lot more convincing which is the second sentence because it uses the word *WILL* which is a strong convincing word.

The poster below provides some examples of low, medium and high modality words. Make sure, when you write your persuasive text tomorrow you use words that are strong and from the high modality list.

What is Modality?

Modality is used in writing to express how definite you are about something.

If you use words that express uncertainty, this is called low modality. If you use words that express certainty, this is called high modality. It is often used in persuasive writing and in discussing a point of view.

Examples of modality include:

Low

sometimes

maybe

might

occasionally

rarely

possibly

perhaps

Medium

often

likely

regularly

scarcely

frequently

probably

usually

High

absolutely

always

certainly

definitely

obviously

surely

clearly

Now your job is to complete the activity below to demonstrate your understanding of high modality language. Goodluck!

Switching Modality

Choose a word from each level of modality to complete the sentences.

Low	Medium	High
maybe	frequently	absolutely
might	likely	always
occasionally	often	certainly
perhaps	probably	definitely
possibly	regularly	obviously
sometimes	usually	surely

1. We _____ go to the beach on Sunday.
2. We _____ go to the beach on Sunday.
3. We _____ go to the beach on Sunday.

4. I will _____ eat dessert after dinner.
5. I will _____ eat dessert after dinner.
6. I will _____ eat dessert after dinner.

7. The puppy _____ plays with the ball.
8. The puppy _____ plays with the ball.
9. The puppy _____ plays with the ball.




What do you notice about how modality changes the strength of each sentence?


Describing Patterns

Look at the examples and try to describe the patterns on the next page!

This is a 2 pattern. The pattern repeats every 2 spots!




This is a 3 pattern. The pattern repeats every 3 spots!




Describing Patterns


Fill in the missing information to describe the patterns!



This is a _____ pattern. The pattern repeats every _____ spots!




This is a _____ pattern. The pattern repeats every _____ spots!




This is a _____ pattern. The pattern repeats every _____ spots!

Describing Patterns

Fill in the missing information to describe the patterns!



This is a _____ pattern. The pattern repeats every _____ spots!



This is a _____ pattern. The pattern repeats every _____ spots!



This is a _____ pattern. The pattern repeats every _____ spots!

Create and describe your own patterns

Fill in the missing information to describe the patterns!

This is a _____ pattern. The pattern repeats every _____ spots!

This is a _____ pattern. The pattern repeats every _____ spots!

This is a _____ pattern. The pattern repeats every _____ spots!



Term 3 Week 2 – Thursday

Sport – Physical Education + Growth Mindset

Name: _____

Date: 22.7.21

For sport today, you need to:

1. Start with some warm ups (jog for 20 seconds on the spot, then do 10 star jumps and then hop for 20 seconds on the spot) 2. Now that you have warmed up your muscles you are ready to click on the 'Go Noodle' YouTube link below and participate in a really fun 'Danger Force' mission.

<https://www.youtube.com/watch?v=7Li2qwdUsxU>

If you don't have internet access at home, you may set up an obstacle course using things around your house. You can use chairs to crawl under, cushions to jump over, tables and blankets to make tunnels to crawl through (use your creativity). Do this obstacle course circuit 2-3 times.

2. To help you rest and calm your body you will now participate in a 'Growth Mindset' lesson. This is what you need to do:

Open the attached link below and watch the video.

<https://safeshare.tv/x/ss5c4e63434cd5a>

If you don't have internet at home, here is a summary of the video. Mojo is a monster and he loves Maths. All of a sudden the Maths questions start to get hard and he

decides to give up and leave. He then learns the 'Growth Mindset' lesson in the video which is you are NOT born smart. Your brain is a muscle and it needs to be trained, stretched and exercised so that you can understand new things.

Just like you exercised your body muscles during sport earlier, your brain is a muscle also that needs to be stretched and exercised.

Now that you have watched the video, think about what you can do to challenge, stretch, and grow your brain this week!

So your task is now to write down at least 2 ways of how you could stretch and grow your brain this week!

How are YOU going to GROW your brain this week?



➤ _____

➤ _____

FRIDAY

What's Planned Today?

Reading

Writing

Maths

Drama

BE SILLY

BE HONEST

BE KIND.

- Ralph Waldo Emerson -



Term 3 Week 2 – Friday

Reading - Fluency

Name: _____

Date: 23.7.21


Our Reading focus for today is on 'accuracy and rate'. To read accurately, you need to read each word correctly. To read at the correct rate, you need to make sure you are not reading too fast or too slow.

Your task is to:

- ❖ Select a book of your choice from home OR a book from your PM eCollection.
- ❖ Write down the title and author of your book below.

Title: _____

Author: _____

- ❖ Read the book
- ❖ If you are using a book from home, take a photo on Seesaw of your 2 favourite pages. If you are using your PM eCollection, take a screen shot and upload it to Seesaw.
- ❖ Press the voice recording button () and record yourself reading each page aloud and then post it on to Seesaw.

Success Criteria

- ✓ I read all the words correctly
- ✓ I read at a good speed which is not too slow or too fast



Term 3 Week 2 – Friday

Writing – ‘Writing a Persuasive Text’

Name: _____

Date: 23.7.21

Today's writing lesson is focused on using all the information that you've learnt on 'Persuasive' Writing, the structure of a persuasive text, persuasive text features and using high modality language to write your very first Persuasive Text!

Remember, persuasive texts persuade which means, convince the reader to believe the same opinion of the author. So, your job as the author is to convince me of what you believe using that sneaky high modality language we learnt about yesterday!

The topic that you are going to be writing about is: "School Uniforms should be banned!"

I have decided to be very nice as it your first time writing a persuasive text this week and give you some example arguments that you might like to use that you can build on in your elaboration. Or you might like to challenge yourself and not look at that template and think of your own arguments!

Here is the example template to help you with your arguments.

School Uniforms Should Be Banned

For:

- School uniforms are plain, boring and everyone looks the same.
- School uniforms are uncomfortable and are often made out of heavy or scratchy fabrics.
- School uniforms are not always suitable for playing on the playground at recess and lunch.



Against:

- School uniforms make getting dressed in the morning quick and easy.
- School uniforms help to create equality between students.
- School uniforms help us to live more sustainably.



twinkl

Now, you need to take a position, a side. What is your opinion? Do you think school uniforms should be banned? Whichever side of the argument you are on you need to convince me of your opinion. The writing template is on the next page, get started. Goodluck!

Persuasive Writing

Name: _____ Date: _____

Topic/Title:

I strongly believe that...

Firstly...


Secondly...

Thirdly...


In conclusion, it is clear that...

Odd and Even Numbers

Did you know we can use patterns to help us identify odd and even numbers?



This one is nice and even and no dots are on their own! This is an **EVEN** number!










This one has a dot all on its own! This means it is an **ODD** number



Gem Stone Search and Find Odd and Even Numbers

Circle the even numbers of gem stones in pink and the odd numbers of gem stones in green! Write the number of gem stones next to each box



DRAMA - MIME



Watch a little of each of these clips on YouTube.

- [Le Mime Marceau](https://www.youtube.com/watch?v=XEsfpRrfXf4&ab_channel=Films%26Documentaires) -
https://www.youtube.com/watch?v=XEsfpRrfXf4&ab_channel=Films%26Documentaires
- [Mime - ET the Mime - The Car](https://www.youtube.com/watch?v=FPMBV3rd_hI&ab_channel=ETtheMime) -
https://www.youtube.com/watch?v=FPMBV3rd_hI&ab_channel=ETtheMime
- [Rowan Atkinson Live - Star of Mr.Bean - Funny invisible drum](https://www.youtube.com/watch?v=A_kloG2Z7tU) -
https://www.youtube.com/watch?v=A_kloG2Z7tU

Which mime artist was your favourite and why?

Mime involves expressing yourself physically, using gestures (moving your body parts), being exact with details and using facial expressions.

Game: Mirror Me!

1. Find someone in your house that you can work with on this activity.
2. Face each other and choose who will go first (you will both get a turn!)
3. Standing in one spot, the person going first will start to move their arms slowly while the other person copies them as if they were a mirror. Don't move too fast! Try to copy facial expressions too.
4. Use some ideas from the videos you watched earlier.
5. You can swap after a minute.
6. If you can, get someone to take a short video and upload it onto Seesaw.

ADDITIONAL ACTIVITIES

Learning Warm Ups

Word Search

Olympic Colouring Page

Screen - Free Activity Ideas 2

Keep looking UP...
THERE MAY BE A
RAINBOW
waiting FOR you.




MONDAY

WORD OF THE DAY

Words that rhyme	How many syllables	In fancy handwriting
Smaller words	planet	In a sentence
In a pyramid word	Number of vowels	Draw it

MONDAY

NUMBER OF THE DAY

1 before	10 before	Odd or Even?	Draw with Hundreds, Tens and Ones
1 after	10 after	<p>Choose your difficulty level</p> <p>98 </p> <p> 349</p> <p>1009 </p>	Expanded eg $100+50+6=56$
Write in words		Subtraction Number (-) sentence	Addition (+) Number sentence




TUESDAY

WORD OF THE DAY

Words that rhyme	How many syllables	In fancy handwriting
Smaller words	surprise	In a sentence
In a pyramid word	Number of vowels	Draw it

TUESDAY

NUMBER OF THE DAY

1 before	10 before	Odd or Even?	Draw with Hundreds, Tens and Ones
1 after	10 after	<p>Choose your difficulty level</p> <p>67 </p> <p> 587</p> <p>5732 </p>	Expanded eg $100+50+6=56$
Write in words		Subtraction Number (-) sentence	Addition (+) Number sentence




Wednesday

WORD OF THE DAY

Words that rhyme	How many syllables	In fancy handwriting
Smaller words	country	In a sentence
In a pyramid word	Number of vowels	Draw it

Wednesday

NUMBER OF THE DAY

1 before	10 before	Odd or Even?	Draw with Hundreds, Tens and Ones
1 after	10 after	Choose your difficulty level 79   876 4449 	Expanded eg $100+50+6=56$
Write in words		Subtraction Number (-) sentence	Addition (+) Number sentence



THURSDAY

WORD OF THE DAY

Words that rhyme	How many syllables	In fancy handwriting
Smaller words	pattern	In a sentence
In a pyramid word	Number of vowels	Draw it

THURSDAY

NUMBER OF THE DAY

1 before	10 before	Odd or Even?	Draw with Hundreds, Tens and Ones
1 after	10 after	<p>Choose your difficulty level</p> <p>75 </p> <p> 796</p> <p>7764 </p>	Expanded eg $100+50+6=56$
Write in words		Subtraction Number (-) sentence	Addition (+) Number sentence




FRIDAY

WORD OF THE DAY

Words that rhyme	How many syllables	In fancy handwriting
Smaller words	snowfall	In a sentence
In a pyramid word	Number of vowels	Draw it

FRIDAY

NUMBER OF THE DAY

1 before	10 before	Odd or Even?	Draw with Hundreds, Tens and Ones
1 after	10 after	<p>Choose your difficulty level</p> <p>95 </p> <p> 883</p> <p>3991 </p>	Expanded eg $100+50+6=56$
Write in words		Subtraction Number (-) sentence	Addition (+) Number sentence

WORD SEARCH

OLYMPICS

F	A	B	R	O	N	Z	E	H	C
I	R	I	N	G	S	W	R	P	Y
F	L	A	G	S	T	R	S	Q	V
P	G	O	L	D	O	E	I	T	R
Q	W	F	G	L	R	A	L	E	F
N	U	D	Y	P	C	T	V	M	C
T	B	P	J	H	H	H	E	E	J
X	O	X	I	O	O	X	R	D	F
A	I	P	O	S	Z	D	L	A	Y
Q	F	T	J	T	G	P	Q	L	I

GOLD
SILVER
BRONZE

RINGS
TORCH
WREATH

FLAGS
HOST
MEDAL

WORD SEARCH

ANSWERS

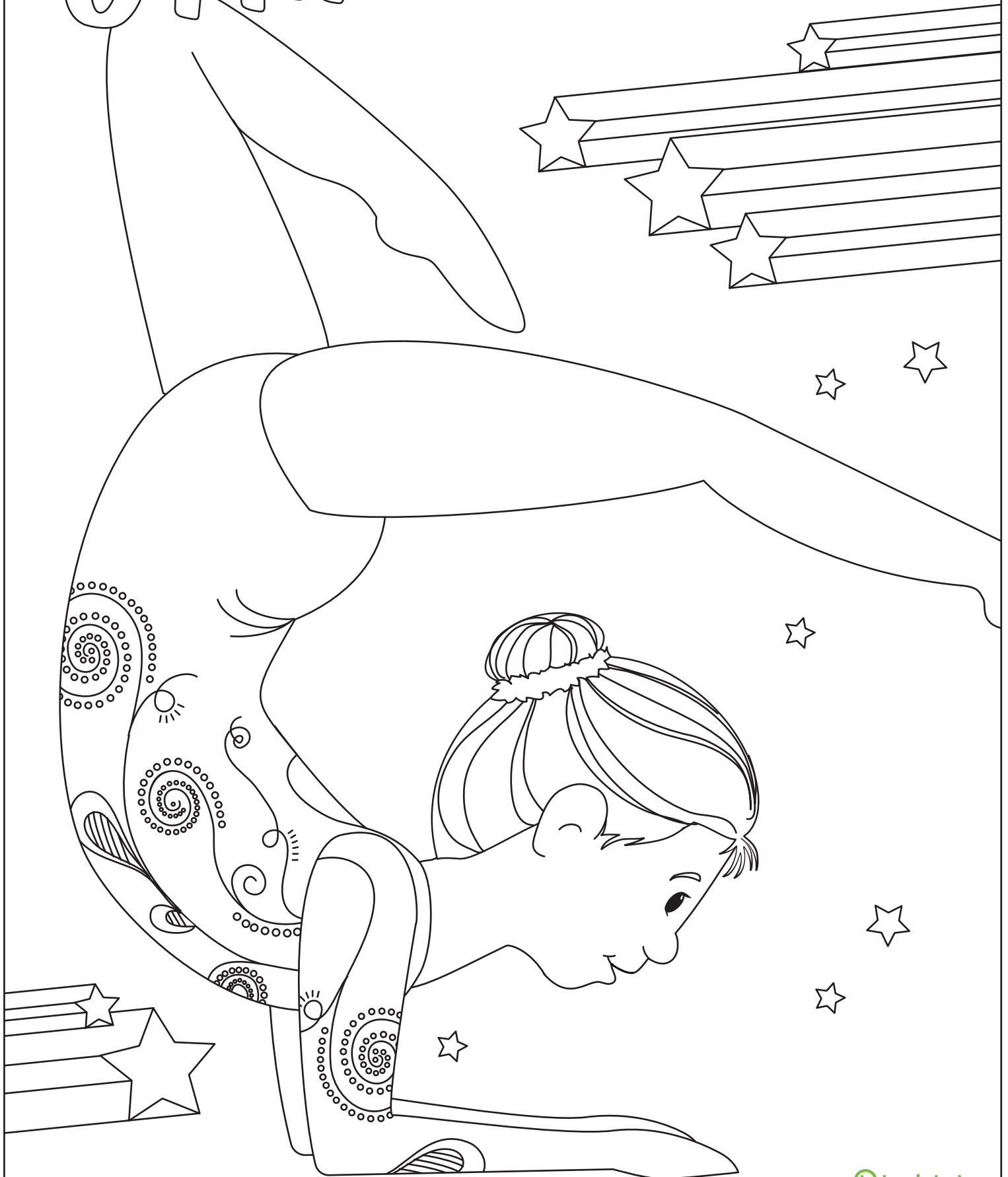
F	A	B R O N Z E					H	C	
I	R I N G S				W	R	P	Y	
F L A G S					T	R	S	Q	V
P	G O L D				O	E	I	T	R
Q	W	F	G	L	R	A	L	E	F
N	U	D	Y	P	C	T	V	M	C
T	B	P	J	H	H	H	E	E	J
X	O	X	I	O	O	X	R	D	F
A	I	P	O	S	Z	D	L	A	Y
Q	F	T	J	T	G	P	Q	L	I

GOLD
SILVER
BRONZE

RINGS
TORCH
WREATH

FLAGS
HOST
MEDAL

GYMNASTICS



More

Non-screen activities you can do at home

Pobble

25
more
ideas!

What can you do when there's no school and you're stuck at home? Here are 25 fun ideas to choose from.


1 Get doodling!

Grab some paper and pens and doodle anything you like! Animals, aliens or something else.



2 Create your own animal.

Could you combine two of your favourites? What will you call it?



3 Design and draw a new musical instrument.

How would you play it and what will it sound like?



4 Make up your own 5 minute exercise routine.

What will you include?



5 Can you make up your own jokes?

Tell them to someone to make them laugh!



6 Make some jewellery.

Use anything you can find around the house. Strips of wrapping paper or rolled up magazines make great beads!

7 Paper aeroplane challenge!

Make a paper aeroplane and see how far you can fly it! Can you make a target and try to aim for it?

8 Fingerprint art!

Use only your fingertips and paint to create a picture.



9 Make a bookmark to use when you're reading.



10 Make some wild art using sticks, leaves, flowers and anything else you can find outdoors.



11 Quick draw!

Set a 1 minute timer, draw a quick doodle and see if the other person can guess what it is before the time is up.

12 Write a silly sentence that includes all of these words... BANANA, CURTAIN, DOLPHIN, SNOW and BALLOON.

Now think of your own words and write some more!

13 How many different words can you make from the letters in this sentence?

Keeping my brain busy is fun

14 Ping pong story telling!

Write the opening sentence to a story, then someone else writes the next line. Then it's your turn again! Keep alternating until you have a full story.

15 Guess the character!

Think of a character from a book, write it down so no-one can see. Have others ask you questions to try and guess which character you chose.

16 Make a finger puppet!

Use a paper cone to make a body, then attach a paper head.



17 Describe the most disgusting meal EVER!

What is in it? Spaghetti worms, toenails on toast or something else?



18 Create a comic strip about an animal who turns into a superhero.

Which animal will you choose?



19 Create a family kindness jar.

Every time someone does something kind, write it down and put it in the jar. When the jar is full you all deserve a special treat!

20 Find a fun place to sit and read a book.

Under the bed? Up a tree? Where will you go?



21 How many words can you think of that rhyme with WRITE?



22 Write a recipe for 'Springtime'.

What will you include? Flowers? Sunshine? What else?

23 Use your body to make the shape of a letter.

How many more can you make? Can you make every letter in the alphabet?

24 Play alphabet bingo!

Can you spot an item in your home or garden that starts with the letter a,b,c and so on?

ABC

25 Start a diary.

Write a short entry every day about what you do and how you feel. It will be good to look back on when you're older.

Parents and teachers – please share your success stories with us on social media:

[HeyPobble](#) [Pobble Education](#) [TeamPobble](#)