



Barramurra
Public School

Learning from Home Package

Week 9 Term 3

YEAR TWO



CONTENTS

Home Learning Matrix

Monday Activities

















Tuesday Activities



















Wednesday Activities

Thursday Activities

Friday Activities

Activities can be completed digitally on the Seesaw app or as a hard copy and uploaded as an image to Seesaw

	Monday	Tuesday	Wacky Wednesday	Thursday	Friday
Learning Warm Up	Complete your learning warm up on Seesaw or in your booklet.	Complete your learning warm up on Seesaw or in your booklet.	Complete your learning warm up on Seesaw or in your booklet.	Complete your learning warm up on Seesaw or in your booklet.	Complete your learning warm up on Seesaw or in your booklet.
Zoom		Class Zoom  10:30am			Class Zoom  10:30am
Reading	Reading Visual Literacy   Listen to Miss Fedda read on Seesaw, then complete the activity on Seesaw or in your booklet.	Reading Visual Literacy   Listen to Miss Fedda read on Seesaw, then complete the activity on Seesaw or in your booklet.	Reading Visual Literacy  Complete the activity on Seesaw or in your booklet	Reading Visual Literacy  Read through the comic on Seesaw or in your booklet, then watch the short film on Seesaw. Complete the activity on Seesaw or in your booklet.	Reading Visual Literacy  Read through the comic on Seesaw. Complete the activity on Seesaw or in your booklet.
Writing	Writing Adverbs  Watch Mrs Berry's video, then complete the activity on Seesaw or in your booklet. 	Writing Adverbs  Complete the activity on Seesaw or in your booklet	Writing Prepositions  Watch Mrs Berry's video, then complete the activity on Seesaw or in your booklet. 	Writing Prepositions  Complete the activity on Seesaw or in your booklet	Writing Comic Strips  Complete the activity on Seesaw or in your booklet

	Monday (cont.)	Tuesday (cont.)	Wacky Wednesday	Thursday (cont.)	Friday (cont.)
Maths	<p>Maths Year 1 Months of the Year</p>  <p>Maths Year 2 Time</p>  <p>Complete the activity on Seesaw or in your booklet</p>	<p>Maths Year 1 Days in the Month</p>  <p>Maths Year 2 Time</p>  <p>Complete the activity on Seesaw or in your booklet</p>	<p>Maths Year 1 & 2 Calendar</p>  <p>Watch Mr Fairbairn's video, then complete the activity on Seesaw or in your booklet</p> 	<p>Maths Year 1 Seasons</p>  <p>Maths Year 2 Time</p>  <p>Watch Mr Fairbairn's video, then complete the activity on Seesaw or in your booklet</p> 	<p>Maths Seasons/Months</p>  <p>Maths Year 2 Comparing Durations</p>  <p>Complete the activity on Seesaw or in your booklet</p>
Other KLAs	<p>PD/H/PE Being a Good Friend</p>  <p>Watch Miss Fedda's video, then complete the activity on Seesaw or in your booklet.</p> 	<p>Geography Postcard</p>  <p>Complete the activity on Seesaw or in your booklet</p>	<p>Science Unit Wrap Up</p>  <p>Complete the activity on Seesaw or in your booklet</p>	<p>Physical Education Spiderman Workout</p>  <p>Complete the activity on Seesaw or in your booklet.</p>	<p>CAPA Drama</p>  <p>Follow along with Mrs Samra's videos and learn how you can improvise using movements to tell a story!</p> 
Additional Optional Activities	<p>Reading Eggs/Fast Phonics (Online English) Log on to Reading Eggs and complete the tasks set by your teacher! Your teacher will be able to see when these have been completed. You can also explore and play when you have done any assigned tasks.</p> <p>Prodigy (Online Maths) Log on to Prodigy and complete the tasks set by your teacher! Your teacher will be able to see when these have been completed. You can also explore and play when you have done any assigned tasks.</p> <p>Outdoor Physical Activity and Play Teachers will post some ideas for things you can do each day on Seesaw. You could post a picture or video of yourself getting out and getting active.</p> <p>Department of Education - Learning from Home Resources https://education.nsw.gov.au/teaching-and-learning/learning-from-home/learning-at-home</p>				

MONDAY

What's Planned Today?

Reading

Writing

Maths

PD/H/PE



Reading Eggs and Math Seeds

It's time for some fun on Reading Eggs and Math Seeds

1. Log onto your Reading Eggs account and go to the spelling section. Complete your spelling lesson for the day.



2. Log onto your Math Seeds account and go to the Mental Minutes section. Complete the activity that is there.



When you are finished playing, write down how many Eggs and Acorns you earned on Seesaw


I have ___ eggs on Reading Eggs.



I have ___ acorns on Math Seeds.



Click onto the next two pages to find out how to log into Reading Eggs and Math Seeds




Reading Eggs

It's time for some fun on Reading Eggs and Math Seeds.

1. Log onto your Reading Eggs account and click on Reading Eggs.
2. On Reading Eggs click on the Spelling house.
3. Complete your spelling lesson for the day.
4. When you are finished, write down how many eggs you now have!



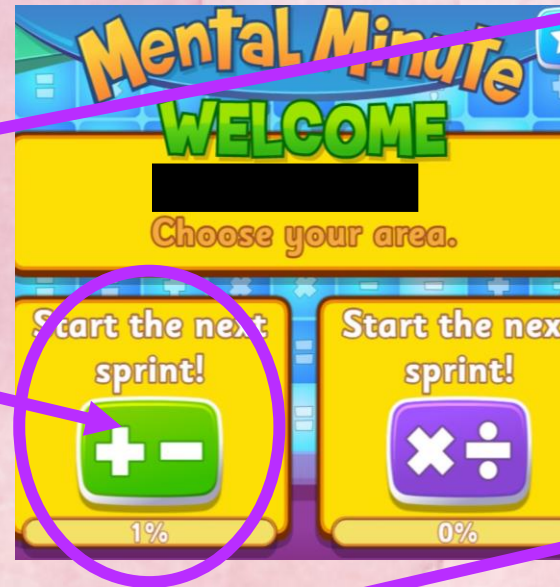
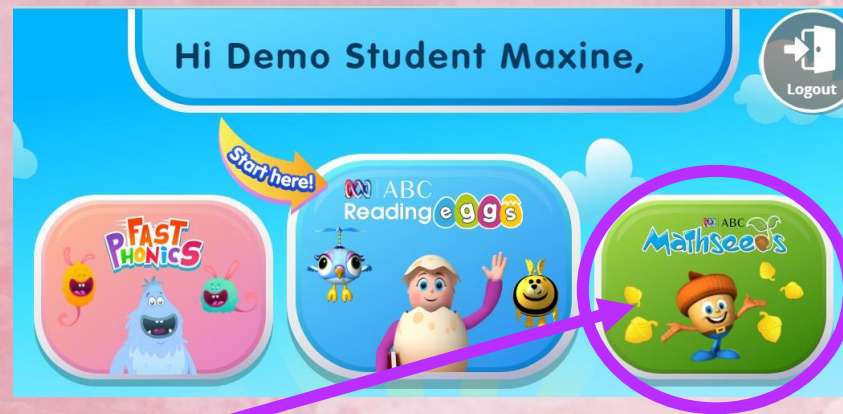
Click on the next page to find out how to log into Math Seeds



Math Seeds

It's time for some fun on Reading Eggs and Math Seeds.


1. Log onto your Reading Eggs account and go to Math Seeds.
2. On Math Seeds go to the Mental Minutes section.
3. Click on the + - section and complete the activity that is there next.
4. When you are finished, write down how many acorns you now have!




How to find your student login codes

1. On Class Seesaw find the journal sidebar and click on the folder button, next to your name.
2. Select folder – Home Learning Codes and Logins.
3. Find your student login card.
4. Use the username and passcode to log into the app you are using.


Step 1







Step 2



Step 3 & 4



Program	Username	Password
 NSW Education	<input type="text"/>	<input type="text"/>
 Reading	<input type="text"/>	<input type="text"/>
 prodigy	<input type="text"/>	<input type="text"/>
 PM eCollection	<input type="text"/>	<input type="text"/>

Stage 1 Reading

Week 9 Monday

See

Watch Miss Fedda read 'The Red Book' on Seesaw WHILE completing this activity.

If you cannot access Seesaw, please contact your child's teacher for access to an alternate link.

Think

Wonder

Stage 1 Reading

Week 9 Monday

Complete this activity
after watching Miss Fedda
read 'The Red Book' on
Seesaw.



What will happen next?

Make your prediction by finishing these sentences.

I think that what could happen next is _____

I say this because I know that _____

The pictures in the book also showed me that _____

I think this because _____

Writing Week 9 Monday - Adverbs

Learning Intention

I am learning about adverbs and their purpose

Success Criteria

- I can identify adverbs in sentences
- I can turn adjectives into an adverbs

Part of this lesson has been recorded. Please head to Seesaw to view the lesson video or ask your teacher for an alternate link



Wanda's Spell Book

To change an adjective to an adverb, just add -ly to the end of the word. For example:

quiet = quietly

Except for:

- If the adjective ends in a y, change the 'y' to an 'i' before adding -ly. For example:

sleepy + ly = sleepily

- If the adjective ends in an -able, -ible or -le, change the 'e' to a 'y'. For example:

probable = probably

- If an adjective ends in -ic, just add -ally (except public = publicly).

basic = basically

Using the information in Wanda's Spell Book, circle the correct adverb of each adjective in the lists below:

- cheap cheapily cheapically cheaply
- easy easily easily easically
- terrible terribly terribly terribly
- gentle gently genetically gently
- tragic tragically tragically tragically
- lucky luckily luckily luckily
- slow slowly slowly slowly
- happy happily happily happily

Writing Week 9
Monday - Adverbs

Learning Intention

I am learning about adverbs and their purpose

Success Criteria

- I can identify adverbs in sentences
- I can turn adjectives into an adverbs

Circle the adverb in each of the sentences on the page. Remember that an adverb describes a verb. A verb is a doing word. An adverb usually ends in 'ly'



I carefully glued the model aeroplane together.

The man shouted loudly.

We all slowly walked home.

The dog yawned lazily.

Go there quickly!

He was dangerously unpredictable.

He smiled happily at her.

MONDAY WEEK 9 YEAR 2 MATHS

Write the answer for each activity. You will also need a partner to help you count or do the action while you count.

	<p>How many star jumps you can do whilst singing Twinkle Twinkle Little Star?</p> <p>Estimate _____</p> <p>Actual _____</p>	<p>How many times can you clap saying your full name?</p> <p>Estimate _____</p> <p>Actual _____</p> 
<p>How many times can you say Barramurra walking from one side of your house to the other?</p> <p>Estimate _____</p> <p>Actual _____</p> 	<p>How many times can you bounce a ball whilst your partner draws a house on a piece of paper?</p> <p>Estimate _____</p> <p>Actual _____</p> 	<p>How many times can you say your name while your partner ties your show laces?</p> <p>Estimate _____</p> <p>Actual _____</p> 
<p>How many times can you count to 5 whilst you put your toys away?</p> <p>Estimate _____</p> <p>Actual _____</p> 	<p>How many times can you open and close a door whilst your partner wipes a table?</p> <p>Estimate _____ Actual _____</p> 	
		<p>How many times can you throw and catch a ball whilst your partner counts to 20?</p> <p>Estimate _____ Actual _____</p> 

S1 PDHPE

Friendship

Think about all the things we've learnt about being a good friend. Write down all the ways you can finish this sentence. One has been done for you.

Watch the video on Seesaw BEFORE completing this activity.

If you cannot access Seesaw, please contact your child's teacher for access to an alternate link.



fun to be
around

S1 PDHPE Friendship

Think about all the things we've learnt about what a good friend does. Write down all the ways you can answer this question. One has been done for you.




**WHAT DO
FRIENDS DO?**

spend
time
together

S1 PDHPE
Friendship

Think about all the things we've learnt about being a good friend. Write down or voice record how you can be a good friend in each scenario.



TUESDAY

What's Planned Today?

Reading

Writing

Maths

Geography

★ everything ★
★ is ★
figureoutable

Reading Eggs and Math Seeds

It's time for some fun on Reading Eggs and Math Seeds

1. Log onto your Reading Eggs account and go to the spelling section. Complete your spelling lesson for the day.



2. Log onto your Math Seeds account and go to the Mental Minutes section. Complete the activity that is there.



When you are finished playing, write down how many Eggs and Acorns you earned on Seesaw


I have ___ eggs on Reading Eggs.



I have ___ acorns on Math Seeds.



Click onto the next two pages to find out how to log into Reading Eggs and Math Seeds




Reading Eggs

It's time for some fun on Reading Eggs and Math Seeds.

1. Log onto your Reading Eggs account and click on Reading Eggs.
2. On Reading Eggs click on the Spelling house.
3. Complete your spelling lesson for the day.
4. When you are finished, write down how many eggs you now have!



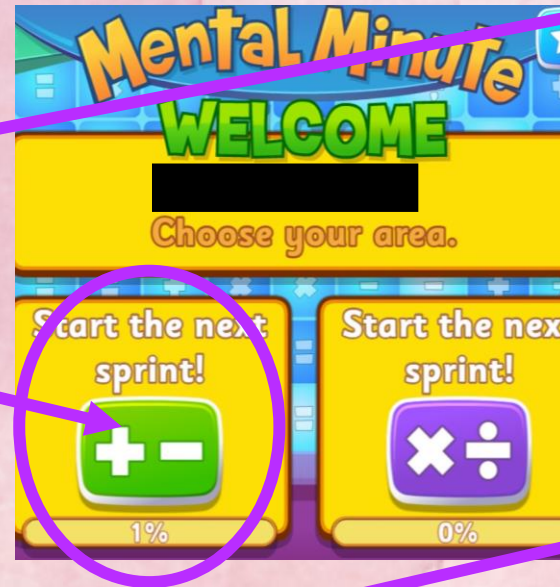
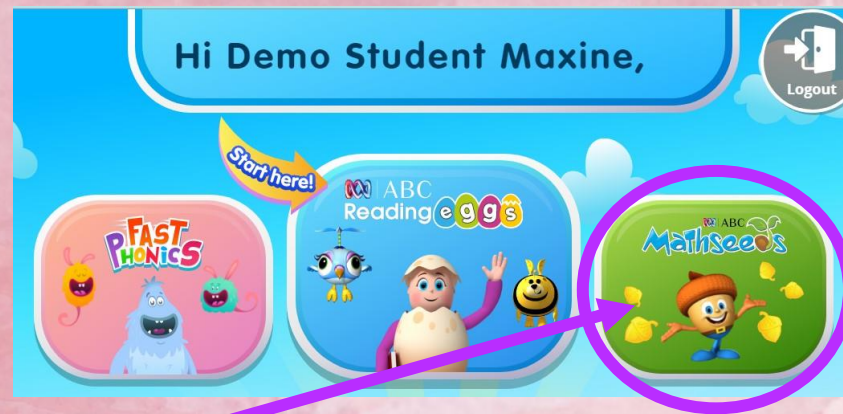
Click on the next page to find out how to log into Math Seeds



Math Seeds

It's time for some fun on Reading Eggs and Math Seeds.

1. Log onto your Reading Eggs account and go to Math Seeds.
2. On Math Seeds go to the Mental Minutes section.
3. Click on the + - section and complete the activity that is there next.
4. When you are finished, write down how many acorns you now have!



Stage 1 Reading


Week 9 Tuesday

Watch Miss Fedda read the rest of 'The Red Book' on Seesaw BEFORE completing this activity.

If you cannot access Seesaw, please contact your child's teacher for access to an alternate link.

The Red Book ~ Setting

Share what you know about the setting by answering these questions.



Where in the world do you think the girl is? How do you know?



What season do you think it is, where the girl lives?

Stage 1 Reading


Week 9 Tuesday

Watch Miss Fedda read the rest of 'The Red Book' on Seesaw BEFORE completing this activity.

If you cannot access Seesaw, please contact your child's teacher for access to an alternate link.

The Red Book ~ Setting

Share what you know about the setting by answering these questions.



Where in the world do you think the boy is? How do you know?



What season do you think it is, where the boy lives?

Writing Week 9 Tuesday - Adverbs


Learning Intention

I am learning about adverbs and their purpose

Success Criteria

- I can choose an adverb to describe a verb

For each incomplete sentence below, add an **adverb of manner** to describe the verb. You may choose from the word bank below or include your own ideas.



.....
..... quickly, quietly, foolishly, slowly, noisily, angrily, happily, neatly, silently,
..... hurriedly, nervously, sleepily, gladly, busily, excitedly, crankily
.....

1. "Where is your homework?" the teacher asked _____.
2. "Hooray!" cheered the children _____.
3. The lioness _____ waited for her prey.
4. "I need a drink of water!" demanded Jack _____.
5. She folded up her clothes _____ and put them away.
6. I _____ walked into the dark tangled woods.
7. "I've just found a magic key!" she exclaimed _____.
8. The ocean waves _____ crashed onto the shore.
9. The boy yawned _____ as he got ready for bed.
10. The music was playing _____ in the house next door.
11. "This weather today is awful," Grace grumbled _____.
12. I ran _____ toward the bus stop, hoping I wouldn't be late.

Write your own sentence for each of the following adverbs of manner:

- mysteriously: _____

- merrily: _____

- eagerly: _____

TUESDAY WEEK 9 YEAR 2 MATHS

Write the answer for each activity. You will also need a partner to help you count or do the action while you count.

You are going to time how many star jumps you can do during each activity. Once you have timed how many star jumps it takes to complete each activity, write the answer down next to each question below.

How many star jumps can you do whilst saying the alphabet?

How many star jumps can you do whilst saying your full name?

How many star jumps can you do whilst your partner drinks a glass of water?

How many star jumps can you do whilst your partner washes their hands?

How many star jumps can you do whilst counting to 30?

How many star jumps can you do while your partner reads a page in a book?

How many star jumps can you do whilst your partner writes their phone number?

How many star jumps can you do whilst your partner ties their shoe laces?

Which activity took the longest amount of time to complete?

Which activity took the shortest amount of time to complete?


Geography Week 9

Create a postcard of an imaginary holiday to the Great Barrier Reef

Watch this YouTube clip before starting the activity to get ideas:


<https://tinyurl.com/shxff42n>

Draw a picture of the Great Barrier Reef (Example)



Write a postcard to your best friend describing what you did and saw on your holiday to the Great Barrier Reef. Below is an example of what you could write.

POST CARD




Dear Best Friend
I am having a great
holiday at the
Great Barrier Reef.
Yesterday we went
snorkelling and I
saw bright, colourful
fish. I also saw a
giant turtle when
I went on a glass
bottom boat.

From Your name


Barramurra P.S
65 O'Keefe Dr
Oran Park
NSW 2570
Australia

Write the
address of
Barramurra
Public School

Draw a picture of the Great Barrier Reef



POSTCARD





WEDNESDAY

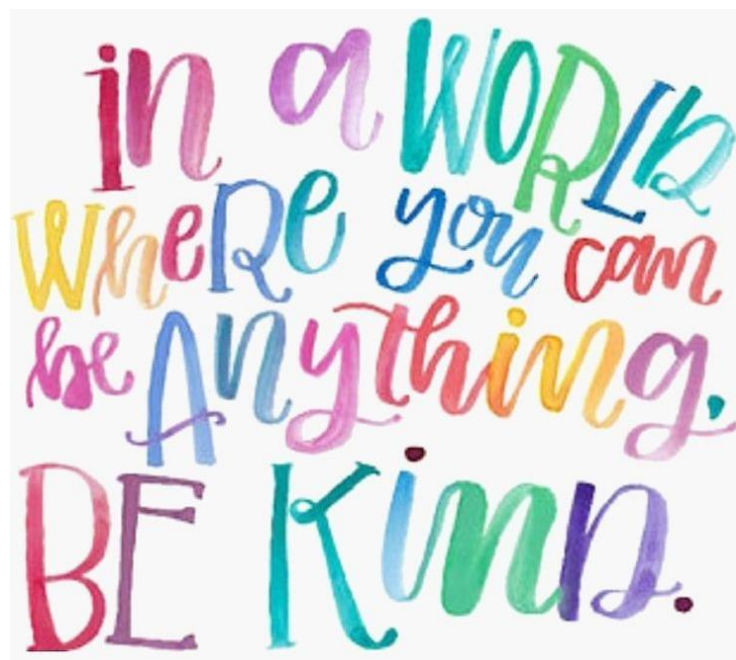
What's Planned Today?

Reading

Writing

Maths

Science



in a world
where you can
be anything.
BE KIND.

Reading Eggs and Math Seeds

It's time for some fun on Reading Eggs and Math Seeds

1. Log onto your Reading Eggs account and go to the spelling section. Complete your spelling lesson for the day.



2. Log onto your Math Seeds account and go to the Mental Minutes section. Complete the activity that is there.



When you are finished playing, write down how many Eggs and Acorns you earned on Seesaw


I have ___ eggs on Reading Eggs.



I have ___ acorns on Math Seeds.



Click onto the next two pages to find out how to log into Reading Eggs and Math Seeds




Reading Eggs

It's time for some fun on Reading Eggs and Math Seeds.

1. Log onto your Reading Eggs account and click on Reading Eggs.
2. On Reading Eggs click on the Spelling house.
3. Complete your spelling lesson for the day.
4. When you are finished, write down how many eggs you now have!



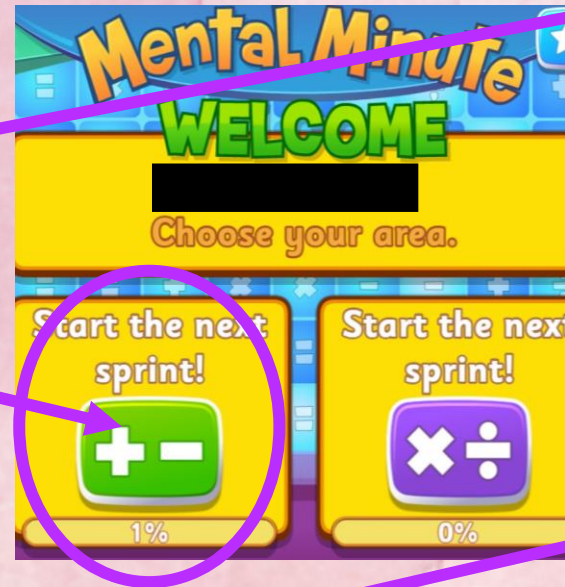
Click on the next page to find out how to log into Math Seeds



Math Seeds

It's time for some fun on Reading Eggs and Math Seeds.

1. Log onto your Reading Eggs account and go to Math Seeds.
2. On Math Seeds go to the Mental Minutes section.
3. Click on the + - section and complete the activity that is there next.
4. When you are finished, write down how many acorns you now have!




If these pages had writing, what would they say?



Three sets of horizontal dashed lines for writing, enclosed in a pink border.

If these pages had writing, what would they say?



Three sets of horizontal dashed lines for writing, enclosed in a pink border.

Writing Week 9
Wednesday - Prepositions

Learning Intention

I am learning about prepositions.

Success Criteria

- ❑ Select the correct preposition to match the picture

Part of this lesson has been recorded. Please head to Seesaw to view the lesson video or ask your teacher for an alternate link



Match the prepositions in the box to the pictures

- | | | |
|-------|----|----------|
| above | in | behind |
| below | on | in front |



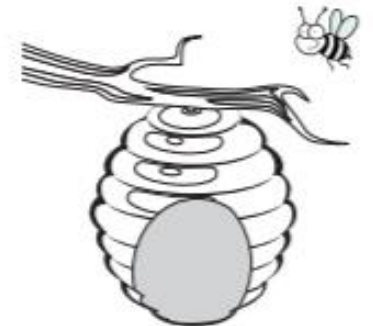
The bee is _____ the hive.



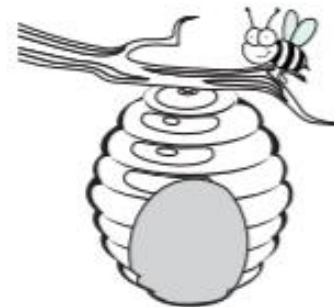
The bee is _____ the hive.



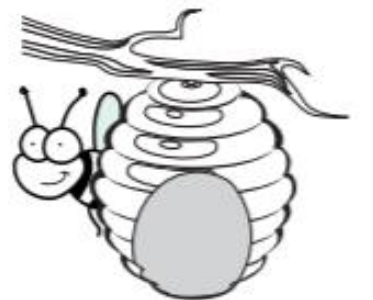
The bee is _____ the hive.



The bee is _____ the hive.



The bee is _____ the branch.



The bee is _____ the hive.

WEDNESDAY WEEK 9 YEAR 2 MATHS

Please note that this lesson has been recorded and is available on Seesaw. If you cannot access Seesaw please contact your child's teacher for access to an alternate link. There is writing involved in this lesson. The template is provided on Seesaw or in this booklet.

Write the answers for each question below

September 2021

Sunday	Monday	Tuesday	Wednesday	Thursday	Friday	Saturday
			1	2	3	4
5	6	7	8	9	10	11
12	13	14	15	16	17	18
19	20	21	22	23	24	25
26	27	28	29	30		

1. Write down today's date _____
2. How many days is it until the last day of September? ____
3. How many days is it until 25/09/2021? _____
4. How many weeks and days is it until the end of September? _____ weeks and _____ days.

September 2021

Sunday	Monday	Tuesday	Wednesday	Thursday	Friday	Saturday
			1	2	3	4
5	6	7	8	9	10	11
12	13	14	15	16	17	18
19	20	21	22	23	24	25
26	27	28	29	30		

October 2021

Sunday	Monday	Tuesday	Wednesday	Thursday	Friday	Saturday
					1	2
3	4	5	6	7	8	9
10	11	12	13	14	15	16
17	18	19	20	21	22	23
24	25	26	27	28	29	30
31						

November 2021

Sunday	Monday	Tuesday	Wednesday	Thursday	Friday	Saturday
	1	2	3	4	5	6
7	8	9	10	11	12	13
14	15	16	17	18	19	20
21	22	23	24	25	26	27
28	29	30				

December 2021

Sunday	Monday	Tuesday	Wednesday	Thursday	Friday	Saturday
			1	2	3	4
5	6	7	8	9	10	11
12	13	14	15	16	17	18
19	20	21	22	23	24	25
26	27	28	29	30	31	

How long is it until New Year's Eve? _____ months,
_____ weeks and _____ days.



What did we learn this term?



Complete the three activities to show your teachers what you learnt this term in Science!

The Big Picture – looking at levels of understanding

ACHIEVING

Draw a landscape and sky. Label one thing that can change on the land and in the sky.

Activity 1



What did we learn this term?

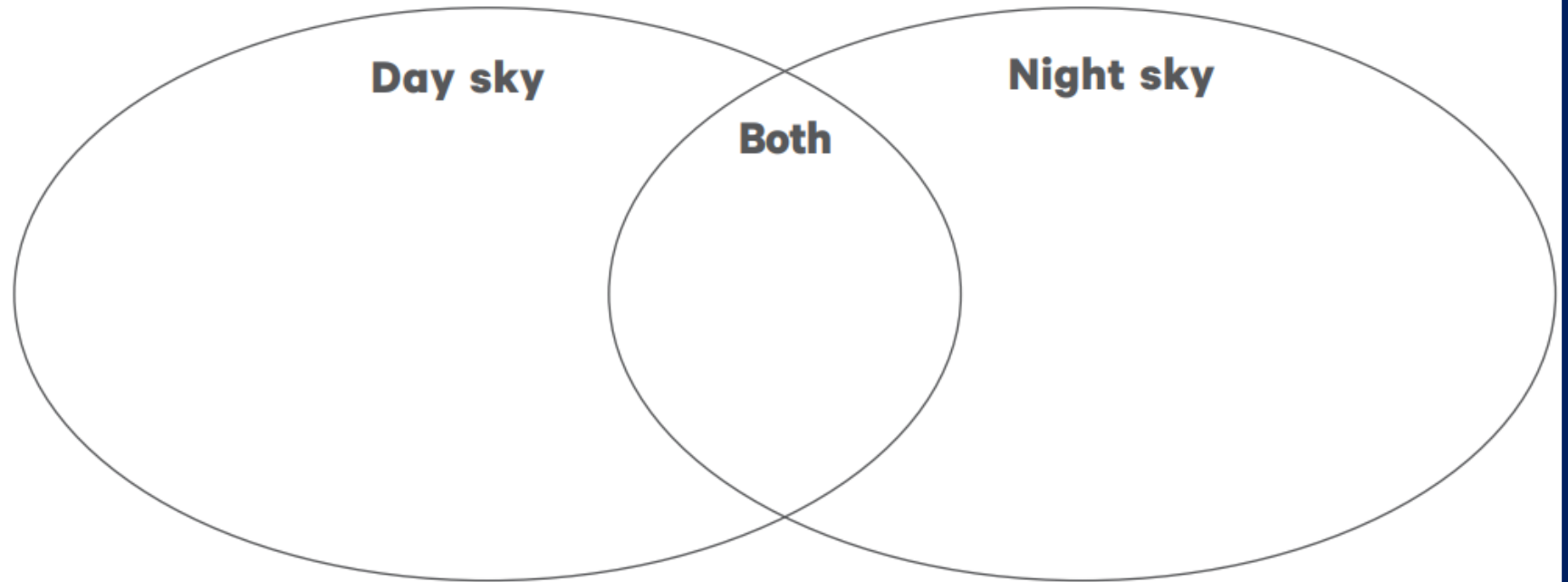


Complete the three activities to show your teachers what you learnt this term in Science!

The Big Picture – looking at levels of understanding

TAKING IT FURTHER

Draw and label what you could see in the sky during the day and night. In the middle, draw what can appear in both.



Activity 2



What did we learn this term?



Complete the three activities to show your teachers what you learnt this term in Science!

The Big Picture - looking at levels of understanding

HIGHER ORDER THINKING

What if the weather never changed? How would you feel?
What could happen?



Activity 3

THURSDAY

What's Planned Today?

Reading

Writing

Maths

PE

A PERSON
WHO NEVER
MADE A
MISTAKE,
NEVER
TRIED
ANYTHING
NEW

Albert Einstein

Reading Eggs and Math Seeds

It's time for some fun on Reading Eggs and Math Seeds

1. Log onto your Reading Eggs account and go to the spelling section. Complete your spelling lesson for the day.



2. Log onto your Math Seeds account and go to the Mental Minutes section. Complete the activity that is there.



When you are finished playing, write down how many Eggs and Acorns you earned on Seesaw


I have ___ eggs on Reading Eggs.



I have ___ acorns on Math Seeds.



Click onto the next two pages to find out how to log into Reading Eggs and Math Seeds




Reading Eggs

It's time for some fun on Reading Eggs and Math Seeds.

1. Log onto your Reading Eggs account and click on Reading Eggs.
2. On Reading Eggs click on the Spelling house.
3. Complete your spelling lesson for the day.
4. When you are finished, write down how many eggs you now have!



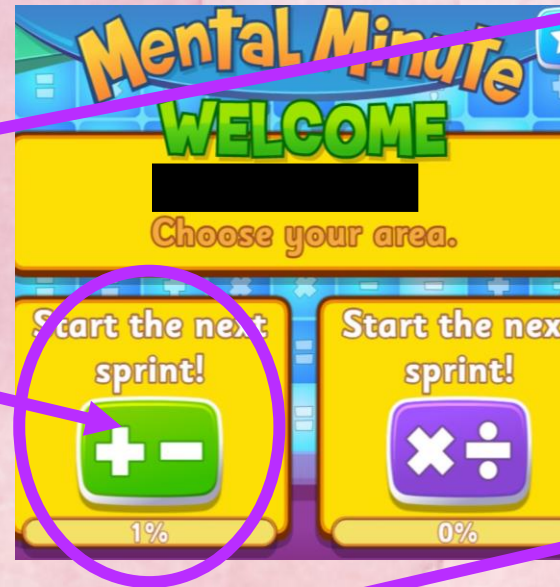
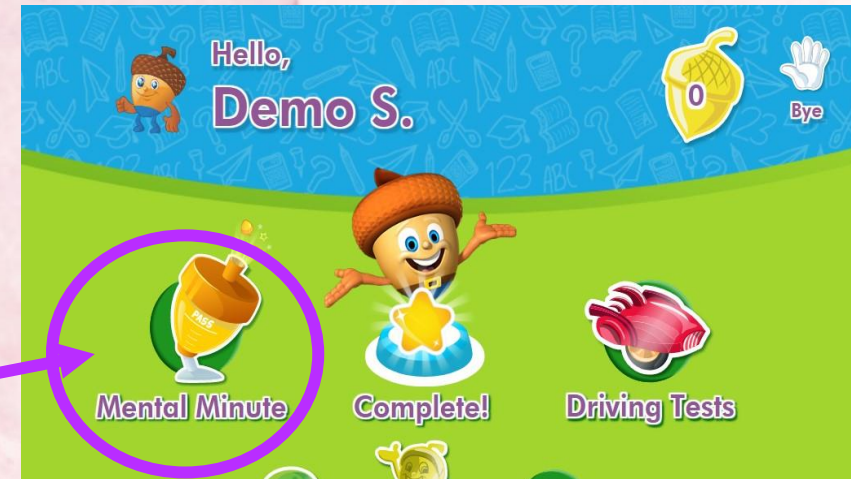
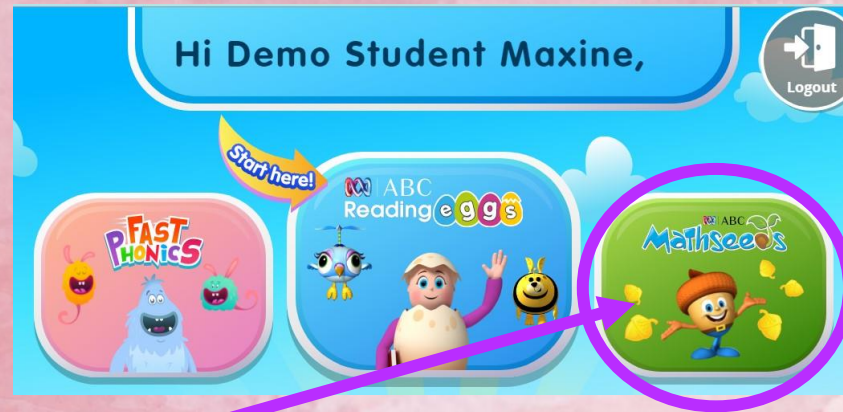
Click on the next page to find out how to log into Math Seeds



Math Seeds

It's time for some fun on Reading Eggs and Math Seeds.

1. Log onto your Reading Eggs account and go to Math Seeds.
2. On Math Seeds go to the Mental Minutes section.
3. Click on the + - section and complete the activity that is there next.
4. When you are finished, write down how many acorns you now have!



When you are finished, write down how many acorns you now have!

Stage 1 Reading

Week 4 Thursday

The Present by Fabio Coala

Read this comic strip, then watch the short film 'The Present' on Seesaw.



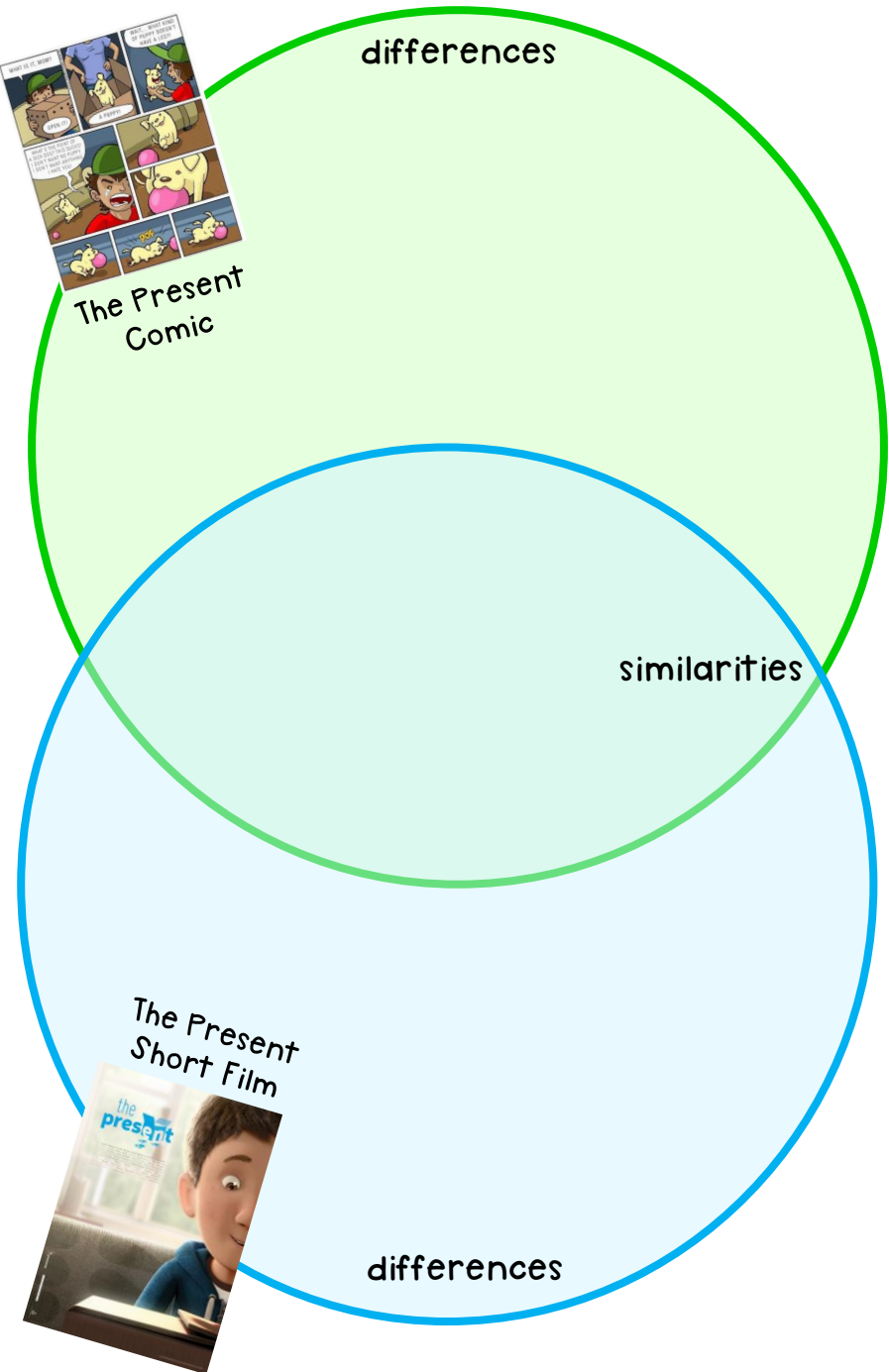


The Present Comic

If you cannot access Seesaw, please contact your child's teacher for access to an alternate link.

The Present

1. After reading the comic strip, go to Seesaw to watch the short film 'The Present'.
2. Once you've watched the short film, complete the Venn diagram. Compare the things that were similar in the middle and write the differences on the outside.
3. Then answer this question. Which version did you prefer? Why? _____



The Present Short Film

Writing Week 9 Thursday - Prepositions


Learning Intention

I am learning about prepositions.

Success Criteria

- Circle the preposition in the sentence
- Use preposition word to accurately follow the instructions

1. Draw a young girl on the slide.
2. Draw a boy in the tunnel.
3. Draw a ball under one of the swings.
4. Draw a teacher standing beside the climbing frame.
5. Draw a young girl in front of the tree house.
6. Draw a rabbit behind the flower bushes.
7. Draw a ball between the two goal posts.
8. Draw a young boy inside the tree house.
9. Draw a nest on one of the branches of the tree and draw a bird outside the nest.
10. Draw a teacher next to the tree that has the tree house in it.



THURSDAY WEEK 9 YEAR 2 MATHS

Please note that this lesson has been recorded and is available on Seesaw. If you cannot access Seesaw, please contact your child's teacher for access to an alternate link. Please use the template below to complete the lesson activity.

Draw a line to match the activity to the duration (how long it takes to complete each activity).

Seconds

Minutes

**Quarter of
an hour**

Half an hour

One hour



Bruishing your teeth



Winking



Playtime at lunch



Doing your homework



Eating dinner



Sneezing



Playing a game of tag



Cooking dinner



Assembly



Listening to a song

WEEK 9 - THURSDAY

SPORT

Go to the following website:

<https://www.youtube.com/watch?v=2Xlp0Yd6WAo>

Complete the activities and upload a video or photo of yourself to Seesaw doing your favourite activity.



FRIDAY

What's Planned Today?

Reading

Writing

Maths

Creative and Performing Arts



Reading Eggs and Math Seeds

It's time for some fun on Reading Eggs and Math Seeds

1. Log onto your Reading Eggs account and go to the spelling section. Complete your spelling lesson for the day.



2. Log onto your Math Seeds account and go to the Mental Minutes section. Complete the activity that is there.



When you are finished playing, write down how many Eggs and Acorns you earned on Seesaw


I have ___ eggs on Reading Eggs.



I have ___ acorns on Math Seeds.



Click onto the next two pages to find out how to log into Reading Eggs and Math Seeds




Reading Eggs

It's time for some fun on Reading Eggs and Math Seeds.

1. Log onto your Reading Eggs account and click on Reading Eggs.
2. On Reading Eggs click on the Spelling house.
3. Complete your spelling lesson for the day.
4. When you are finished, write down how many eggs you now have!



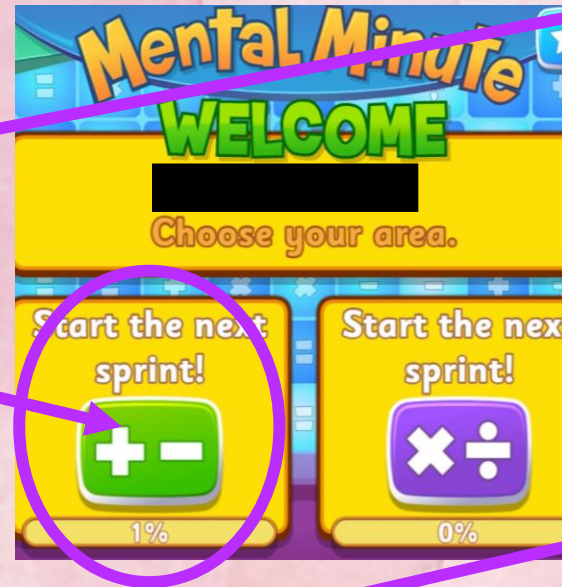
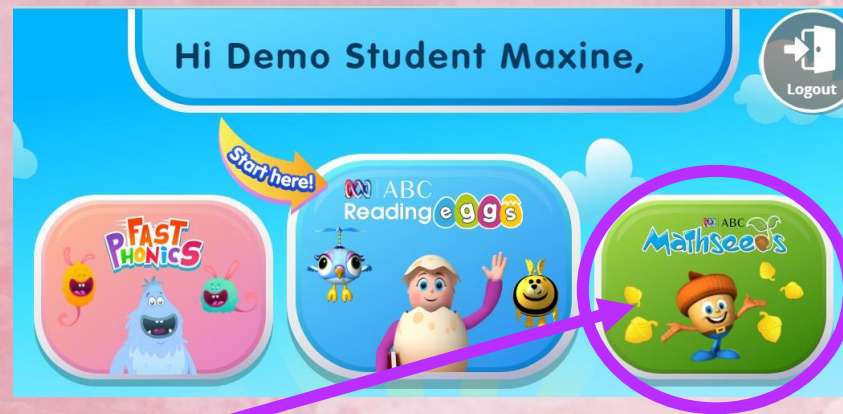
Click on the next page to find out how to log into Math Seeds



Math Seeds

It's time for some fun on Reading Eggs and Math Seeds.

1. Log onto your Reading Eggs account and go to Math Seeds.
2. On Math Seeds go to the Mental Minutes section.
3. Click on the + - section and complete the activity that is there next.
4. When you are finished, write down how many acorns you now have!



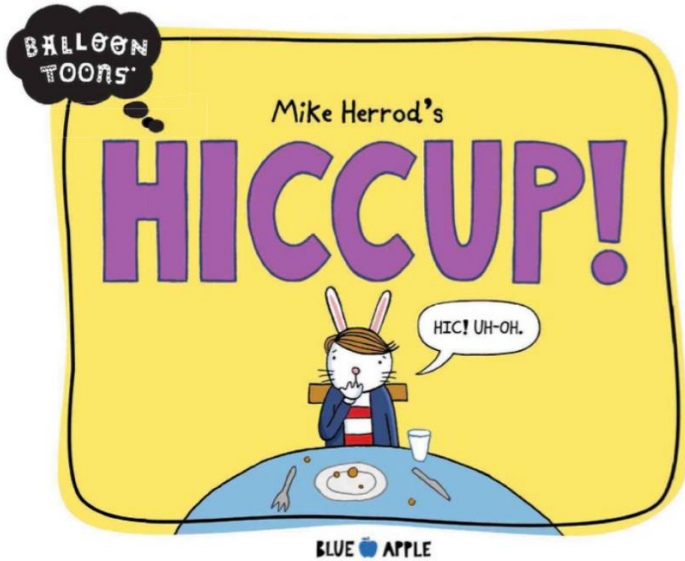
Stage 1 Reading

Week 4 Friday

Hiccup!

By Mike Harrod

Listen to this comic book on Seesaw, then answer these questions.



What did like or dislike about the comic book?

Why?

Would you read more comics like these? Yes/No?

Why?

If you cannot access Seesaw, please contact your child's teacher for access to an alternate link.

Writing Week 9 Fun Friday Comic Strips

Learning Intention

I am learning to tell a story through a visually

Success Criteria

- ❑ Create a simple story with a beginning, middle and end
- ❑ Use onomatopoeia and small amounts of writing to support your story
- ❑ Take your time to create colourful and clear pictures for your comic

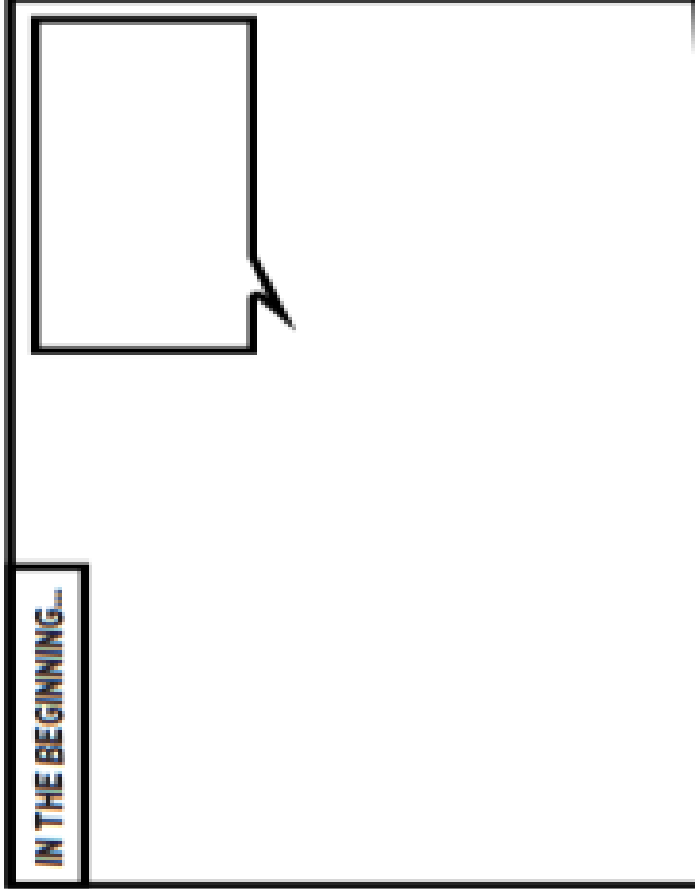


Comic Strips


Your job today is to create your own comic strip! Choose one of the ideas below or choose an idea of your own!

Think carefully about what is most important in your story and taking your time to draw and colour clear pictures that communicate your stories.

- You receive a letter in the mail saying that you've won \$10,000. What do you do?
- You discover a magic button that will...
- You come home from school to find a box on your porch. What's inside?
- You find out that your teacher used to be...



IN THE BEGINNING...



THE END



FRIDAY WEEK 9 YEAR 2 MATHS

Draw a picture and label activities for seconds, minutes and an hour

Seconds



Minutes



An hour



**Write 3 sentences, each sentence comparing the duration of two activities.
For example: Riding my bike to the shops takes longer than brushing my teeth.**



Term 3 Week 9

Creative & Practical Arts - Drama

Name: _____

Today for our drama lesson we will be exploring the world of toys through improvisation, movement and storytelling.

This means you're going to create and tell a story through some actions and movements without much preparation and that's what we call improvisation.

Warm Up Activity

(If you are able to logon to Seesaw please watch the video of Mrs Samra completing the warm up activity then upload your video in the box provided).

For our warm up activity, you need to find a space in a room and you need to move as if you were the following toys:

- A spinning top
- A teddy bear at a picnic that has just woken up from a nap
- A remote-control toy car
- A yoyo

Activity-Storytelling

(If you are able to logon to Seesaw please watch the video of Mrs Samra modelling the activity then upload your video in the box provided).

Imagine you have a collection of toys that come to life inside your Magic Toy Box.

1. Pick 1 toy from your Magic Toy Box and introduce yourself in role as the toy chosen and tell the story of how you came to be in the Magic Toy Box

You might tell your story by:

- Telling me who you belong to? What's your story, have you run away from home? Were you lost and couldn't find your way back home
- What are your special features?
- How do you work?
- Why are you an important toy?

Conclusion- Improvisation & Freeze Frames

(If you are able to logon to Seesaw please watch the video of Mrs Samra modelling the conclusion and then upload your video in the box provided).

Finally, you will need to improvise so create without much preparation some movements to show me your toy come to life.

Then you will need to stop your action at a random movement and freeze. This is called a FREEZE FRAME. You will be like a frozen picture - THINK OF YOUR BODY LANGUAGE AND FACIAL EXPRESSIONS when you freeze as that will give the audience a good understanding of your toy's personality and background based on the story you just told us earlier.