



Barramurra
Public School

Learning from Home Package

Week 7 Term 3

YEAR ONE



CONTENTS

Home Learning Matrix












Monday Activities

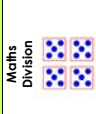
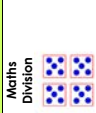
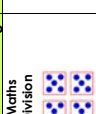







Tuesday Activities

Wednesday Activities

Thursday Activities

Friday Activities

Barramurra Public School		Home Learning Matrix - Term 3 Week 7 Stage 1				Barramurra Public School	
Activities can be completed digitally on the Seesaw app or as a hard copy and uploaded as an image to Seesaw							
Learning Warm Up	Monday	Tuesday	Wednesday	Thursday	Friday		
Zoom	<p>Complete your learning warm up on Seesaw or in your booklet.</p> <p>Speech Presentations</p> <p>See Seesaw for details</p> 	<p>Complete your learning warm up on Seesaw or in your booklet.</p> <p>Speech Presentations</p> <p>See Seesaw for details</p> 	<p>Complete your learning warm up on Seesaw or in your booklet.</p> 	<p>Complete your learning warm up on Seesaw or in your booklet.</p> 	<p>Complete your learning warm up on Seesaw or in your booklet.</p> 		
Reading	<p>See Seesaw for details</p> <p>Reading Eggs</p>  <p>Play reading eggs and then complete the reading activity on Seesaw or in your booklet.</p>	<p>Reading Eggs</p>  <p>Play reading eggs and then complete the reading activity on Seesaw or in your booklet.</p>	<p>Book Week Celebration</p>  <p>Complete your daily reading activity on Seesaw or in your booklet.</p> <p>REC₃</p>	<p>Book Week Celebration</p>  <p>WHOLE SCHOOL BOOK REVIEW ACTIVITY</p> <p>Complete your daily reading activity on Seesaw or in your booklet.</p> <p>REC₃</p>	<p>Book Week Celebration</p>  <p>Complete your daily reading activity on Seesaw or in your booklet.</p> <p>REC₃</p>		
Writing	<p>Writing</p>  <p>Go to Seesaw or look in your booklet to find out about our whole school Barramurra Book Barlie Competition!</p>	<p>Writing</p>  <p>Complete the activity on Seesaw or in your booklet.</p>	<p>Writing</p>  <p>Complete the activity on Seesaw or in your booklet.</p>	<p>Writing</p>  <p>Complete the activity on Seesaw or in your booklet.</p> <p>REC₃</p>	<p>Writing</p>  <p>Go to Seesaw or your booklet to find out how to publish and submit your Story Book to enter the school competition!</p>		

	Monday (cont.)	Tuesday (cont.)	Wednesday	Thursday (cont.)	Friday (cont.)
Maths	<p>Maths Division</p>  <p>Complete the activity on Seesaw or in your booklet.</p> <p>REC₃</p>	<p>Maths Division</p>  <p>Complete the activity on Seesaw or in your booklet.</p>	<p>Maths Division</p>  <p>Complete the activity on Seesaw or in your booklet.</p> <p>REC₃</p>	<p>Maths Division</p>  <p>Complete the activity on Seesaw or in your booklet.</p>	<p>Maths Division</p>  <p>Complete the activity on Seesaw or in your booklet.</p>
Other KLAs	<p>PD/H/PE Communicating with others</p>  <p>Watch the video on Seesaw or ask your teacher for the direct link.</p> <p>REC₃</p> <p>Complete the activity on Seesaw or in your booklet.</p>	<p>Geography Past and Present Access to Places</p>  <p>Complete the activity on Seesaw or in your booklet.</p>	<p>Science Clouds</p>  <p>Complete the activity on Seesaw or in your booklet.</p>	<p>Physical Education Cosmic Yoga</p>  <p>Watch the video on Seesaw or ask your teacher for the direct link.</p> <p>REC₃</p> <p>Complete the activity on Seesaw or in your booklet.</p>	<p>CAPA Music Scavenger Hunt</p>  <p>Complete the activity on Seesaw or in your booklet.</p>
Additional Optional Activities	<p>Log on to Reading Eggs and complete the tasks set by your teacher! Your teacher will be able to see when these have been completed. You can also explore and play when you have done any assigned tasks.</p> <p>Reading Eggs / Fast Phonics (Online English)</p> <p>Log on to Reading Eggs and complete the tasks set by your teacher! Your teacher will be able to see when these have been completed. You can also explore and play when you have done any assigned tasks.</p> <p>Prodigy (Online Maths)</p> <p>Log on to Prodigy and complete the tasks set by your teacher! Your teacher will be able to see when these have been completed. You can also explore and play when you have done any assigned tasks.</p> <p>Outdoor Physical Activity and Play</p> <p>Teachers will post some ideas for things you can do each day on Seesaw. You could post a picture or video of yourself getting out and getting active.</p> <p>Department of Education - Learning from Home Resources</p> <p>https://education.nsw.gov.au/teaching-and-learning/learning-from-home/learning-at-home</p>				

MONDAY

What's Planned Today?

Speech Presentations

Reading

Writing

Maths

PD/H/PE



t	a	p	o
e	n	e	r
d	s	t	a
i	g	h	c

For your learning warm up today, we are going to play boggle. You can watch Miss Fedda explain the game on seesaw.

Use the letters on the boggle board to make as many words as you can.

For an trickier challenge, you can try to make words by only using letters that are touching each other.

Put your words here



I made _____ words.

Picture Maths

For our learning warm up today, we are going to be solving some math puzzles.

Use the Key to solve the number sentences.

Key

$4 = 4$
 $8 = 8$
 $3 = 3$

$4 + 8 = 12$
 $8 - 3 = 5$
 $4 + 3 = 7$

$4 + 8 = 12$
 $8 - 3 = 5$
 $4 - 3 = 1$

Picture Maths

Now it's your turn. Make up your own problems for your teacher to solve.

In the Key, give each dot a number value.

Then use your key to make your own number sentences.

Key

$1 = 1$
 $2 = 2$
 $3 = 3$

$1 + 2 = 3$
 $2 + 3 = 5$
 $3 - 1 = 2$

Reading Eggs and Fast Phonics

It's time for some fun on Reading Eggs.


Log onto your Reading Eggs account and complete the activities.



Don't forget to visit Fast Phonics too. I wonder how many peaks you can complete.

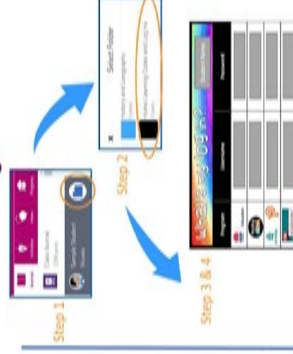


When you are finished playing, complete the task on the next page.



How to find your student login codes

1. On Class Seesaw find the Journal sidebar and click on the folder button, next to your name.
2. Select folder - Home Learning Codes and Logins.
3. Find your student login card.
4. Use the username and passcode to log into the app you are using.



How many words can you read?

After playing on reading eggs today, see how many words you can read without any help from a grownup.

On Seesaw, click on the microphone button to record yourself reading the words you know. Use the pen tool to circle the words you don't know.

OR

Read the words you know to a grownup. They can tick the words you read correctly. Then use a pen to circle the words you don't know. Then upload a photo to seesaw.

Pink Words 1

I	a	the
look	to	me
mum	dad	is

Red Words 1

can	in	it
my	like	at
am	on	big

Yellow Words 1

come	little	here
up	and	go
said	sat	do

Blue Words 1

we	too	play
will	they	you
with	likes	day

Brainstorming Story Ideas

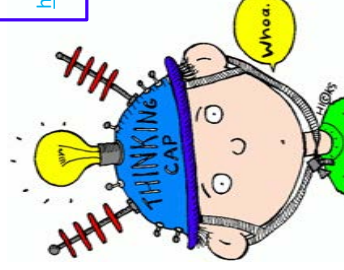
Sometimes just coming up with a creative idea to write about can be the trickiest part of the writing process! Try some of these ways to brainstorm lots of different ideas you could use for a story! You need to try and think of as many as you can so that you have lots of options to choose from tomorrow when you start planning your story! Record some of your ideas on the next page.

Visit this website to use the story starter machine
<http://www.scholastic.com/teachers/story-starters/index.html>

Think about a big problem!
The best stories have a problem that needs to be solved somehow

What kind of stories do you like to read? Scary? Funny? Sweet? About dragons? About aliens? Choose a theme you enjoy reading and it will make it easier to write!

Use this website to find some amazing story ideas to build on
<https://www.3plearning.com/blog/writing-prompts-for-kids/>



We are learning to write a story to entertain.
We will be successful if we can publish an entertaining story with a matching book cover.

Don't forget!
• A great story hooks in its reader during the introduction
• Keeps the readers excited when things get complicated
• Concludes the story with a bang

Barramurra's Book Battle
Book Week 2021
Entries DUE Friday 13th August

Your mission:
• Write and publish a short story.
• Design an eye-catching book cover for your story!

Monday Year 1

Maths - Division

Please note that this lesson has been recorded and is available on Seesaw. If you cannot access Seesaw, please contact your child's teacher for access to an alternative link.

Look around your house and find a collection of objects that you have at least 20 e.g. Lego, uncooked pasta, tooth pick, cotton buds etc



Draw a picture of 15 of your chosen objects shared into 3 equal groups

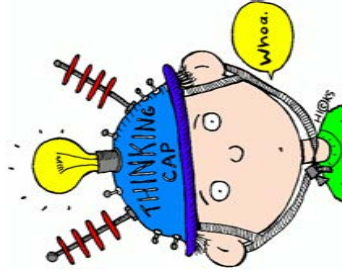
How many were in each group?

Draw a picture of 20 of your chosen objects shared into 4 equal groups

How many were in each group?

Brainstorming Story Ideas

Write some of your amazing ideas here. Remember the more ideas you have the better! Circle your 2 favourite ones! There are 2 examples of how you might write them below



The world's most giant snake escapes the Zoo and the main character has to find it before it starts to eat people!

The main character enters a bubble blowing competition but it all goes wrong when he gets stuck inside his big bubble and starts to float away

My amazing story ideas

PDHPE

This lesson has been recorded and is available on Seesaw.

If you cannot access Seesaw please contact your child's teacher for access to an alternate link.

Having a conversation

Activity 1#

Can you practice having a conversation? Find someone who you can have a conversation with. Video your conversation and upload it to Seesaw.

You can start your conversation with the question "What things are you looking forward to after lockdown?".

Remember to do these things when you have a conversation.

- Take turns speaking and listening
- Ask questions and make comments
- Smile and make eye contact
- Listen to what the other person is saying
- Stay on topic

Upload your video or write your conversation here.

Were you successful? Tick the boxes if you did these things:

- I can take turns speaking and listening in a conversation.
- I can ask questions and make comments.
- I can make eye contact.
- I can listen to what the other person is saying.

Go to page 2 to do your next activity

TUESDAY

Communicating with Others?

Stage 1 PD/H/PE - Communication

Activity 2#

Here are two examples of when you might need to use your communication skills.

Type or voice record to explain what you would do. Remember to show the right way of communicating with others.

At recess 2

You see kids playing on the swings. You want to use the swings, too, but they are all taken.

What do you do?

Type or voice record

Maths lesson 1

Your brother or sister borrowed something important from you and hasn't given it back.

What do you do?

Type or voice record

What's Planned Today?

Speech Presentations

Reading

Writing

Maths

Geography





i	m	n	c
h	d	a	t
e	f	l	o
b	s	p	a

For your learning warm up today, we are going to play boggle. You can watch Miss Fedda explain the game on seesaw.

Use the letters on the boggle board to make as many words as you can.

For an trickier challenge, you can try to make words by only using letters that are touching each other.

Put your words here




I made _____ words.










Picture Maths













For our learning warm up today, we are going to be solving some math puzzles.

Use the key to solve the number sentences.

Key

	= 12
	= 10
	= 6

	+		=	
	-		=	
	+		=	

	+		+		=	
	+		-		=	
	+		+		=	

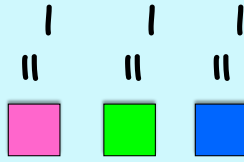
Picture Maths

Now it's your turn. Make up your own problems for your teacher to solve.

In the key, give each square a number value.

Then use your key to make your own number sentences.

Key



It's time for some fun on Reading Eggs.

Log onto your Reading Eggs account and complete the activities.




Don't forget to visit Fast Phonics too. I wonder how many peaks you can complete.



When you are finished playing, complete the task on the next page.

Reading Eggs and Fast Phonics



How to find your student login codes


- On Class Setup find the Journal sidebar and click on the folder button, next to your name.



Step 1
- Select folder - Home Learning Codes and Logins.



Step 2
- Find your student login card.



Step 3 & 4
- Use the username and passcode to log into the app you are using.

How many words can you read?

After playing on reading eggs today, see how many words you can read without any help from a grownup.

On Seesaw, click on the microphone button to record yourself reading the words you know. Use the pen tool to circle the words you don't know.

OR

Read the words you know to a grownup. They can tick the words you read correctly. Then use a pen to circle the words you don't know. Then upload a photo to seesaw.

Green Words 1

help	are	not
got	put	today
or	going	baby

Orange Words 1

down	see	get
was	this	as
she	onto	out

Aqua Words 1

no	for	looked
but	where	so
went	he	blue

Purple Words 1

into	there	of
red	help	from
it's	his	find



Planning your Story

Match the parts of a story labels to their meanings and then write your plan for your story on the next page



Theme



Setting



Problem



Characters



Solution



Title

This is the part that makes your story interesting. The main character will have problem that needs to be solved!

This will draw a reader's attention and give them a clue about the story

This will happen at the end of your story. The main characters problem needs to be solved. It doesn't mean it has to be a happy ending though!

This is where your story is set. It might be a make believe place or a real one! Describing the setting helps your reader paint a picture in their minds

These are the people or animals in your story. Most stories have a main character. Try not to have too many characters and invent new ones – try not to use yourself or your friends.

This is what you are trying to communicate to your reader. Is your story meant to make them laugh? Cry? Think? Be scared? Is it a fairy tale? Or an action packed superhero story?

Planning your Story



Title

Characters

Setting



Theme

Problem


Solution

Maths Week 7 - Tuesday - Sharing Equally

Learning Intention
We are learning to share equally

Success Criteria
I can divide into equal groups
I check to make sure all groups are equal

It is your birthday and you are making lolly bags. You need to make sure all the bags have equal amounts of lollies in them. Draw the lollies in the lolly bags and cross them off as you go until you have no more lollies left. Then work out how many lollies you have in each group and write it.






There are
— groups of
—.





Geography Week 7 - Past and Present Access to Places

Activity Steps:

1. Have a look at the pictures below showing how people used to travel and communicate.
2. On Page 2, use the words from the word bank to complete the sentences.
3. Draw a picture of how you think we might travel in the future.

	<p>People used to send letters all over the world to communicate. You would write your message on a piece of paper and then post it. It could take weeks or even months to reach the person it was addressed to.</p>
	<p>Children used to only walk to school 100 years ago. There were very few cars and roads were often just dirt tracks.</p>
	<p>People used to travel overseas on ocean liners. There were big ships that could cross oceans and take people all over the world. They were slow and it could take weeks or even months to get to your destination.</p>

You have 18 bananas and you need to divide them equally between the animals at the zoo. Draw the bananas in the animal enclosures and cross them off as you go until you have no more bananas left. Then work out how many bananas there are in each group and write it.

				<p>There are ____ groups of ____.</p>
---	--	--	--	---------------------------------------

WEDNESDAY


What's Planned Today?

Reading

Writing

Maths

Science



WORD BANK: airplane, car, comfortable, walking, faster, internet, internet, faster, bigger, bigger, faster, internet, internet, faster, less expensive, less often, mobile technology, more expensive, more often, ship, Skype, slower, smart phones, telephones.

In the past people travelled to school by _____	Today people travel to school by _____	If it is different today because _____
In the past people travelled overseas by _____	Today people travel overseas by _____	If it is different today because _____
In the past people communicated with people who lived far away _____	Today people communicate with people who live far away by _____	If it is different today because _____

Draw a picture of what you think we might use to travel in the future (for example a flying car, a spaceship, a hover board) Write down what you have drawn below the picture.



r	s	x	l
b	a	k	e
a	n	n	y
g	d	o	g

For your learning warm up today, we are going to play boggle. You can watch Miss Fedda explain the game on seesaw.

Use the letters on the boggle board to make as many words as you can.

For an trickier challenge, you can try to make words by only using letters that are touching each other.

Put your words here

I made _____ words.

Picture Maths

For our learning warm up today, we are going to be solving some math puzzles.

Use the key to solve the number sentences.

Key = 30



= 14



= 5



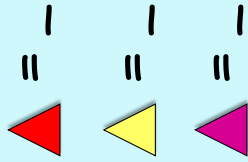
Picture Maths

Now it's your turn. Make up your own problems for your teacher to solve.

In the key, give each triangle a number value.

Then use your key to make your own number sentences.

key



$= -$

$= -$

$= -$






Storytime at Barramurra

It is book week this week. That means we get to celebrate all the books in the world.

All the teachers at Barramurra have read some books for you to listen to.

For your reading activity today, choose one of the story's on Seesaw to listen to.

Then on the next page, complete an activity for the book that you chose.



Activity Time!!
 Now you are going to complete an activity on the book you chose.
 Pick one activity from the choice board. You can choose the activity you like the best.
 At the top of the page, write down which book you chose. Then write down which activity you are going to do next.
 On the next page, complete the activity that you chose.
 Post a photo on seesaw when you are finished.

I chose the book _____

I am going to choose activity _____

<p>Activity A Answer this question, If you could change the title of this book, what would it be and why? Create a new front cover and title for this book.</p>	<p>Activity B Design some outfits for the characters in the story. Draw and label the outfits. Write a short explanation about your choices.</p>
<p>Activity C Imagine that the book had 2 more pages. Use 4-6 sentences to write what would happen after the story finishes.</p>	<p>Activity D Imagine you are the teacher and you have to ask your class some questions about the book. Create a quiz by writing 5 questions about the book.</p>



Better Words For ...

Sad	Gloomy Depressed Melancholy Miserable Glam	Happy	Cheerful Jolly Joyful Content Delighted	Angry	Upset Furious Fuming Outraged Provoked
Excited	Thrilled Enthusiastic Riveted Fired Up Eager	Nice	Pleasant Enjoyable Delightful Lovely Kind	Mean	Cruel Rude Evil Vile Selfish

SIZZLING STARTS
 Take your story...
 Try one of these to make your story starts sizzle!

POWERFUL **PUPPY** **INTERESTING** **scary**
EXCITING **UNUSUAL**

1. Start with a bang
2. Make the reader curious
3. Create a moment of change
4. Use humour
5. Dialogue brings characters alive

At the top right, there are icons for a puppy, a ghost, and a lightning bolt. At the bottom, it says '© 2017'.



Writing your Story

Today you are going to write your draft of your story! You might like to do this on lined paper with a pencil. Or you can type it out on the computer. Remember that this is a competition so we want to make sure we are putting in lots of effort. Use your plan from yesterday to help you! Try to include lots of ADJECTIVES and interesting words. Try to think about having an exciting beginning and end with a bang!

Good luck! We can't wait to read your stories!

Wednesday Year 1

Maths - Division

Please note that this lesson has been recorded and is available on Seesaw. If you cannot access Seesaw, please contact your child's teacher for access to an alternative link.

Look around your house and find a collection of objects that you have at least 20 e.g. Lego, uncooked pasta, tooth pick, cotton buds etc



Draw a picture of 13 of your chosen objects shared into 4 equal groups

How many were in each group?
How many were left over?

Draw a picture of 17 of your chosen objects shared into 3 equal groups

How many were in each group?
How many were left over?



Science Week 7

Clouds


Watch the video on Seesaw about clouds and then look at the picture of the cloud below. Write what pictures you can see in the clouds. Then go outside and look at the clouds in the sky today and record your observations.



I can see



I can see



I can see

Observing the Clouds

Write down some words to describe the clouds today. Do you think it will rain? Draw or upload a picture of the clouds today.

THURSDAY

What's Planned Today?

Reading

Writing

Maths

PE

A PERSON
WHO NEVER
MADE A
MISTAKE,
NEVER
TRIED
ANYTHING
NEW

Albert Einstein



Watch the video on Seesaw about thunder and lightning. Think about what you have learnt about thunder and lightning and answer the question below. Make sure you write WHY you chose your answer!

Do you think lightning or thunder is more dangerous? Why?



e	b	i	h
w	s	t	r
f	a	y	u
o	c	s	t

For your learning warm up today, we are going to play boggle. You can watch Miss Fedda explain the game on seesaw.

Use the letters on the boggle board to make as many words as you can.

For an trickier challenge, you can try to make words by only using letters that are touching each other.

Put your words here

I made _____ words.

Picture Maths

For our learning warm up today, we are going to be solving some math puzzles.

Use the key to solve the number sentences.

Key
 = 2
 = 2

 = 17

 = 4

 -  = 

 +  = 

 -  = 

 -  -  = 

 -  +  = 

 +  +  -  = 

Barra Book Blog

Book Week 2021

To display in our library!



We are learning to review a book we have read.

We will be successful if we can write a short review about what we liked, disliked or found most interesting about the book.

Your task is to:

1. Read a book of your choice! Any book you'd like.
2. After reading, you are going to write a book review about the text. Fill in the template in your booklet or on Seesaw.
3. Post a photo of your book review on Seesaw for your teachers to read.

Remember to do your best work. Your book reviews are going to be on display in our school library!

Now it's your turn. Make up your own problems for your teacher to solve.

In the Key, give each star a number value.

Then use your Key to make your own number sentences.

Picture Maths

Key



= -



= -



= -

= -

= -

= -

BOOK REVIEW

of

AUTHOR:

RATING: ★ ★ ★ ★ ★

BOOK COVER (F/N/F)

MY FAVOURITE PART

MY RATING

I rated this book _____ stars because:

NAME:

DATE:

Front Cover Art

Now that you have written an amazing story you need to **design a cover** to go with it! You could do this on the next page or you could have a go at doing a digital one on your computer. Upload a picture of your cover art to seesaw but keep a copy of it nice and safe for publishing your final product with your story tomorrow!



Part of this lesson has been recorded! Head to seesaw to watch it or contact your teacher for an alternate link

REC ●




Video Lesson
Exit Slip Question

What is your favourite book cover? Why?

Thursday Year 1

Maths - Is it equal?

Look at the collection of objects shared into groups. Circle the group that is not equal.



**Publishing your Story
and Cover**

Create your front
cover here or try
doing a digital one
on the computer.



Physical Education Cosmic Yoga



<https://youtu.be/tbCjKPIsaes>

This lesson is available
as a video on Seesaw

REC

What was your favourite yoga
pose today?

Which was the hardest yoga
pose today?

FRIDAY

What's Planned Today?

Reading

Writing

Maths

Creative and Performing Arts





m	a	p	o
e	t	e	r
d	e	n	i
l	d	h	c

For your learning warm up today, we are going to play boggle. You can watch Miss Fedda explain the game on seesaw.

Use the letters on the boggle board to make as many words as you can.

For an trickier challenge, you can try to make words by only using letters that are touching each other.

Put your words here

I made _____ words.

Picture Maths

For our learning warm up today, we are going to be solving some math puzzles.

Use the key to solve the number sentences.

Key
= 28



- = -



- - = -



= 13



+ = -



- + - = -



= 7



- + = -



+ + + = -



Picture Maths

Now it's your turn. Make up your own problems for your teacher to solve.

In the key, give each heart a number value.

Then use your key to make your own number sentences.

key



= -



= -



= -

= -

= -

= -







Storytime at Barramurra

It is book week this week. That means we get to celebrate all the books in the world.

All the teachers at Barramurra have read some books for you to listen to.

For your reading activity today, choose one of the story's on Seesaw to listen to.

Then on the next page, complete an activity for the book that you chose.



Activity Time!!

Now you are going to complete an activity on the book you chose.

Pick one activity from the choice board. You can choose the activity you like the best.

At the top of the page, write down which book you chose. Then write down which activity you are going to do next.

On the next page, complete the activity that you chose.

Post a photo on seesaw when you are finished.

I chose the book _____

I am going to choose activity _____

Activity A

Answer this question, If you could change the title of this book, what would it be and why?

Create a new front cover and title for this book.

Activity C

Imagine that the book had 2 more pages.

Use 4-6 sentences to write what would happen after the story finishes.

Activity B

Design some outfits for the characters in the story. Draw and label the outfits.

Write a short explanation about your choices.

Activity D

Imagine you are the teacher and you have to ask your class some questions about the book.

Create a quiz by writing 5 questions about the book.

Publishing and Submitting your Story and Cover





Now that you have written your story you need to publish it! You can do this on the computer or on fresh paper with pencil or pen. Use the checklist to make sure your work is ready for publishing and upload it to Seesaw!

- Check you have capital letters for the start of sentences, people names and the names of places.
- Check your spelling. If you have typed your work you can use spell check or if it is handwritten you can ask an adult to help you with this.
- Read your work out loud to make sure it makes sense and you don't have any missing words.
- Is your handwriting or font on the computer clear and easy for your audience to read?
- Check you have everything you need on your cover – a title, your name (the author) and a picture/s.
- You have taken your time and you are proud of your work!

When you upload your story book make sure it is a clear picture of your cover and your writing so that the teachers can read it and enter it into the competition!

Friday Year 1
Maths - Share 20

Example page: Draw 16 apples shared
between 4 people



Draw 20 apples shared
between 2 people

Draw 20 oranges
shared between 4 people

Draw 20 bananas shared
between 5 people

Draw 20 pears shared
between 10 people

Take a photo or draw a picture of each item in this activity. If you can record the sound each item makes, this can be uploaded to Seesaw.

Musical Scavenger Hunt

Find the items on each page
Take a picture
Play and record the sound



Can you find something that makes sound when you shake it?



Take a picture of it
Play and record the sound

shake



Can you find something that makes sound when you hit it?




Take a picture of it
Play and record the sound

hit




Can you find something that makes sound when you rub or scrape it?



Take a picture of it
Play and record the sound

rub or scrape



Sing a song with someone in your family or to your pet.



Take a picture of it
Play and record the sound

sing



If you don't have an instrument, play a pot with a wooden spoon.

Take a picture of an instrument in your home. Can you play something?



Take a picture of it
Play and record the sound

play an instrument

